
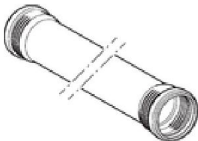
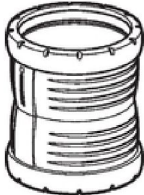
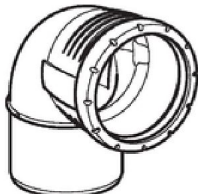
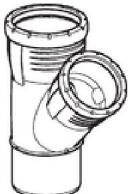


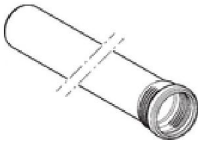
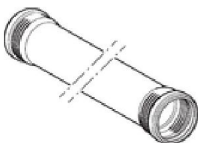
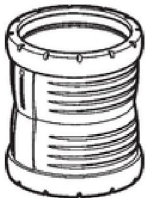
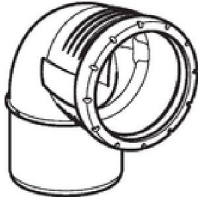
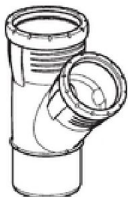



	Codice	Cod. Forn.	Descrizione	euro
	061439	393.300.14.1	393.300.14.1 S-PRO TUBO 75x 150 1 B PZ25	4,41
	061442	393.301.14.1	393.301.14.1 S-PRO TUBO 75x 250 1 B PZ25	5,33
	061445	393.302.14.1	393.302.14.1 S-PRO TUBO 75x 500 1 B PZ15	8,11
	061448	393.304.14.1	393.304.14.1 S-PRO TUBO 75x1000 1 B PZ 6	13,45
	061451	393.305.14.1	393.305.14.1 S-PRO TUBO 75x1500 1 B PZ 6	19,02
	061454	393.306.14.1	393.306.14.1 S-PRO TUBO 75x2000 1 B PZ 6	24,33
	061457	393.307.14.1	393.307.14.1 S-PRO TUBO 75x3000 1 B PZ 6	
	Codice	Cod. Forn.	Descrizione	euro
	061460	393.310.14.1	393.310.14.1 S-PRO TUBO 75x 500 2 B PZ15	10,90
	061463	393.311.14.1	393.311.14.1 S-PRO TUBO 75x1000 2 B PZ 6	16,23
	061466	393.313.14.1	393.313.14.1 S-PRO TUBO 75x2000 2 B PZ 6	27,34
	061469	393.314.14.1	393.314.14.1 S-PRO TUBO 75x3000 2 B PZ 6	39,42
	Codice	Cod. Forn.	Descrizione	euro
	061515	393.316.14.1	393.316.14.1 S-PRO MANICOTTO 75 2 B PZ10	7,65
061512	393.317.14.1	393.317.14.1 S-Pro MANIC. SCORR. 75 2 B PZ10	7,65	
	Codice	Cod. Forn.	Descrizione	euro
	061472	393.320.14.1	393.320.14.1 S-PRO CURVA 15 75 PZ10	8,57
	061475	393.321.14.1	393.321.14.1 S-PRO CURVA 30 75 PZ10	8,57
	061478	393.322.14.1	393.322.14.1 S-PRO CURVA 45 75 PZ10	8,57
	061481	393.323.14.1	393.323.14.1 S-PRO CURVA 67,5 75 PZ10	8,57
	061484	393.324.14.1	393.324.14.1 S-PRO CURVA 87,5 75 PZ10	8,57
	Codice	Cod. Forn.	Descrizione	euro
	061509	393.327.14.1	393.327.14.1 S-PRO BRAGA 45 AP. RO. 75 PZ10	23,18
	061487	393.332.14.1	393.332.14.1 S-PRO BRAGA 45 75/ 50 PZ 5	16,46
061488	393.333.14.1	393.333.14.1 S-PRO BRAGA 45 75/ 75 PZ 5	16,46	
	Codice	Cod. Forn.	Descrizione	euro
061496	393.348.14.1	393.348.14.1 S-PRO BRAGA 87,5 75/ 50 PZ 5	16,46	
	Codice	Cod. Forn.	Descrizione	euro
061497	393.349.14.1	393.349.14.1 S-PRO BRAGA 87,5 75/ 75 PZ 5	16,46	

	Codice	Cod. Forn.	Descrizione	euro
	061518	393.399.26.1	393.399.26.1 S-PRO BRACC.C/INS.DIS.D 75 PZ10	3,24
	Codice	Cod. Forn.	Descrizione	euro
	061440	393.400.14.1	393.400.14.1 S-PRO TUBO 90x 150 1 B PZ20	5,10
	061443	393.401.14.1	393.401.14.1 S-PRO TUBO 90x 250 1 B PZ20	6,48
	061446	393.402.14.1	393.402.14.1 S-PRO TUBO 90x 500 1 B PZ10	9,95
	061449	393.404.14.1	393.404.14.1 S-PRO TUBO 90x1000 1 B PZ 4	17,15
	061452	393.405.14.1	393.405.14.1 S-PRO TUBO 90x1500 1 B PZ 4	24,56
	061455	393.406.14.1	393.406.14.1 S-PRO TUBO 90x2000 1 B PZ 4	31,76
	061458	393.407.14.1	393.407.14.1 S-PRO TUBO 90x3000 1 B PZ 4	46,36
	Codice	Cod. Forn.	Descrizione	euro
	061461	393.410.14.1	393.410.14.1 S-PRO TUBO 90x 500 2 B PZ10	13,22
	061464	393.411.14.1	393.411.14.1 S-PRO TUBO 90x1000 2 B PZ 4	20,40
	061467	393.413.14.1	393.413.14.1 S-PRO TUBO 90x2000 2 B PZ 4	35,00
	061470	393.414.14.1	393.414.14.1 S-PRO TUBO 90x3000 2 B PZ 4	50,30
	Codice	Cod. Forn.	Descrizione	euro
	061513	393.417.14.1	393.417.14.1 S-Pro MANIC. SCORR. 90 2 B PZ10	11,13
	Codice	Cod. Forn.	Descrizione	euro
	061473	393.420.14.1	393.420.14.1 S-PRO CURVA 15 90 PZ10	12,74
	061476	393.421.14.1	393.421.14.1 S-PRO CURVA 30 90 PZ10	12,74
	061479	393.422.14.1	393.422.14.1 S-PRO CURVA 45 90 PZ10	12,74
	061482	393.423.14.1	393.423.14.1 S-PRO CURVA 67,5 90 PZ10	12,74
	061485	393.424.14.1	393.424.14.1 S-PRO CURVA 87,5 90 PZ10	12,74
	Codice	Cod. Forn.	Descrizione	euro
	061510	393.427.14.1	393.427.14.1 S-PRO BRAGA 45 AP. RO. 90 PZ10	25,50
	061489	393.432.14.1	393.432.14.1 S-PRO BRAGA 45 90/ 50 PZ10	21,09
	061490	393.433.14.1	393.433.14.1 S-PRO BRAGA 45 90/ 75 PZ10	21,09
	061491	393.434.14.1	393.434.14.1 S-PRO BRAGA 45 90/ 90 PZ10	21,09
	Codice	Cod. Forn.	Descrizione	euro
	061498	393.448.14.1	393.448.14.1 S-PRO BRAGA 87,5 90/ 50 PZ10	21,09
	061499	393.449.14.1	393.449.14.1 S-PRO BRAGA 87,5 90/ 75 PZ10	21,09
	061500	393.454.14.1	393.454.14.1 S-PRO BRAGA 87,5 90/ 90 PZ10	23,64

Codice	Cod. Forn.	Descrizione	euro
061505	393.473.14.1	393.473.14.1 S-PRO RID.ECC. CORTA 90/75 PZ10	10,21

Codice	Cod. Forn.	Descrizione	euro
061519	393.499.26.1	393.499.26.1 S-PRO BRACC.C/INS.DIS.D 90 PZ10	3,70

Codice	Cod. Forn.	Descrizione	euro
061441	393.500.14.1	393.500.14.1 S-PRO TUBO 110x 150 1 B PZ15	5,56
061444	393.501.14.1	393.501.14.1 S-PRO TUBO 110x 250 1 B PZ15	7,17
061447	393.502.14.1	393.502.14.1 S-PRO TUBO 110x 500 1 B PZ10	11,36
061450	393.504.14.1	393.504.14.1 S-PRO TUBO 110x1000 1 B PZ 4	19,71
061453	393.505.14.1	393.505.14.1 S-PRO TUBO 110x1500 1 B PZ 4	28,06
061456	393.506.14.1	393.506.14.1 S-PRO TUBO 110x2000 1 B PZ 4	36,40
061459	393.507.14.1	393.507.14.1 S-PRO TUBO 110x3000 1 B PZ 4	53,54

Codice	Cod. Forn.	Descrizione	euro
061462	393.510.14.1	393.510.14.1 S-PRO TUBO 110x 500 2 B PZ 8	14,60
061465	393.511.14.1	393.511.14.1 S-PRO TUBO 110x1000 2 B PZ 4	22,95
061468	393.513.14.1	393.513.14.1 S-PRO TUBO 110x2000 2 B PZ 4	39,88
061471	393.514.14.1	393.514.14.1 S-PRO TUBO 110x3000 2 B PZ 4	57,73

Codice	Cod. Forn.	Descrizione	euro
061517	393.516.14.1	393.516.14.1 S-PRO MANICOTTO 110 2 B PZ10	11,13
061514	393.517.14.1	393.517.14.1 S-Pro MANIC. SCORR. 110 2 B PZ10	11,13

Codice	Cod. Forn.	Descrizione	euro
061474	393.520.14.1	393.520.14.1 S-PRO CURVA 15 110 PZ20	12,97
061477	393.521.14.1	393.521.14.1 S-PRO CURVA 30 110 PZ20	12,97
061480	393.522.14.1	393.522.14.1 S-PRO CURVA 45 110 PZ20	12,97
061483	393.523.14.1	393.523.14.1 S-PRO CURVA 67,5 110 PZ20	12,97
061486	393.524.14.1	393.524.14.1 S-PRO CURVA 87,5 110 PZ20	12,97

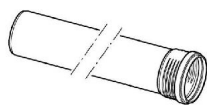
Codice	Cod. Forn.	Descrizione	euro
061511	393.527.14.1	393.527.14.1 S-PRO BRAGA 45 AP. RO. 110 PZ10	32,45
061492	393.532.14.1	393.532.14.1 S-PRO BRAGA 45 110/ 50 PZ10	23,64
061493	393.533.14.1	393.533.14.1 S-PRO BRAGA 45 110/ 75 PZ10	23,64
061494	393.534.14.1	393.534.14.1 S-PRO BRAGA 45 110/ 90 PZ10	23,64
061495	393.535.14.1	393.535.14.1 S-PRO BRAGA 45 110/110 PZ10	23,64



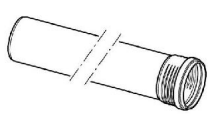
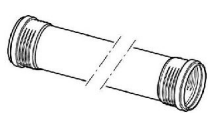
Codice	Cod. Forn.	Descrizione	euro
061501	393.547.14.1	393.547.14.1 S-PRO BRAGA 87,5 110/ 50 PZ10	23,64
061502	393.549.14.1	393.549.14.1 S-PRO BRAGA 87,5 110/ 75 PZ10	21,09
061503	393.552.14.1	393.552.14.1 S-PRO BRAGA 87,5 110/ 90 PZ10	23,64
061504	393.555.14.1	393.555.14.1 S-PRO BRAGA 87,5 110/110 PZ10	23,64

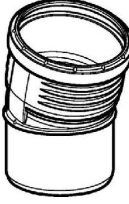





Codice	Cod. Forn.	Descrizione	euro
061506	393.573.14.1	393.573.14.1 S-PRO RID.ECC. CORTA 110/75 PZ10	12,05
061507	393.574.14.1	393.574.14.1 S-PRO RID.ECC. CORTA 110/90 PZ10	12,05

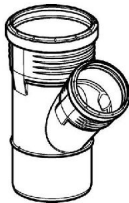

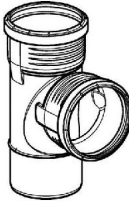

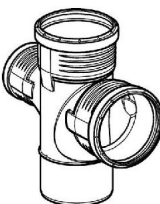

Codice	Cod. Forn.	Descrizione	euro
061520	393.599.26.1	393.599.26.1 S-PRO BRACC.C/INS.DIS.D 110 PZ10	4,16



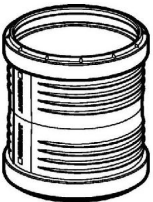
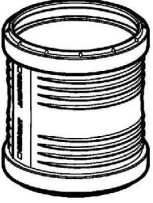

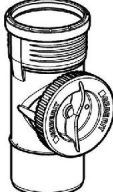


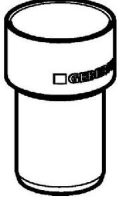

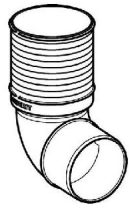
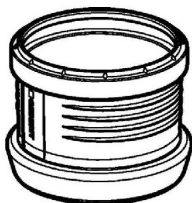
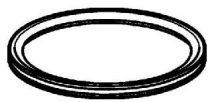

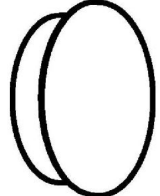
Codice	Cod. Forn.	Descrizione	euro
018609	390.000.14.1	390.000.14.1 S-PP TUBO 32X 150 1 B PZ20	1,38
018610	390.001.14.1	390.001.14.1 S-PP TUBO 32X 250 1 B PZ20	1,67
018611	390.002.14.1	390.002.14.1 S-PP TUBO 32X 500 1 B PZ20	2,34
018612	390.004.14.1	390.004.14.1 S-PP TUBO 32X1000 1 B PZ10	3,68
018613	390.005.14.1	390.005.14.1 S-PP TUBO 32X1500 1 B PZ10	5,90
018614	390.006.14.1	390.006.14.1 S-PP TUBO 32X2000 1 B PZ10	7,21
018615	390.007.14.1	390.007.14.1 S-PP TUBO 32X3000 1 B PZ10	10,13
018633	390.100.14.1	390.100.14.1 S-PP TUBO 40X 150 1 B PZ20	1,38
018634	390.101.14.1	390.101.14.1 S-PP TUBO 40X 250 1 B PZ20	1,62
018635	390.102.14.1	390.102.14.1 S-PP TUBO 40X 500 1 B PZ20	2,29
018636	390.104.14.1	390.104.14.1 S-PP TUBO 40X1000 1 B PZ10	3,39
018637	390.105.14.1	390.105.14.1 S-PP TUBO 40X1500 1 B PZ10	5,92
018638	390.106.14.1	390.106.14.1 S-PP TUBO 40X2000 1 B PZ10	7,33
018639	390.107.14.1	390.107.14.1 S-PP TUBO 40X3000 1 B PZ10	10,51
018661	390.200.14.1	390.200.14.1 S-PP TUBO 50X 150 1 B PZ30	1,50
018662	390.201.14.1	390.201.14.1 S-PP TUBO 50X 250 1 B PZ30	1,74
018663	390.202.14.1	390.202.14.1 S-PP TUBO 50X 500 1 B PZ30	2,36
018664	390.204.14.1	390.204.14.1 S-PP TUBO 50X1000 1 B PZ10	3,65
018665	390.205.14.1	390.205.14.1 S-PP TUBO 50X1500 1 B PZ10	6,04
018666	390.206.14.1	390.206.14.1 S-PP TUBO 50X2000 1 B PZ10	7,81
018667	390.207.14.1	390.207.14.1 S-PP TUBO 50X3000 1 B PZ10	12,14
018695	390.300.14.1	390.300.14.1 S-PP TUBO 75X 150 1 B PZ25	2,93
018696	390.301.14.1	390.301.14.1 S-PP TUBO 75X 250 1 B PZ25	3,32
018697	390.302.14.1	390.302.14.1 S-PP TUBO 75X 500 1 B PZ25	4,58
018698	390.304.14.1	390.304.14.1 S-PP TUBO 75X1000 1 B PZ 8	6,33
018699	390.305.14.1	390.305.14.1 S-PP TUBO 75X1500 1 B PZ 8	9,29
018700	390.306.14.1	390.306.14.1 S-PP TUBO 75X2000 1 B PZ 8	12,18
018701	390.307.14.1	390.307.14.1 S-PP TUBO 75X3000 1 B PZ 8	18,02
018725	390.400.14.1	390.400.14.1 S-PP TUBO 90X 150 1 B PZ20	3,15
018726	390.401.14.1	390.401.14.1 S-PP TUBO 90X 250 1 B PZ20	4,01
018727	390.402.14.1	390.402.14.1 S-PP TUBO 90X 500 1 B PZ20	6,04
018728	390.404.14.1	390.404.14.1 S-PP TUBO 90X1000 1 B PZ 6	9,51
018729	390.405.14.1	390.405.14.1 S-PP TUBO 90X1500 1 B PZ 6	13,26
018730	390.406.14.1	390.406.14.1 S-PP TUBO 90X2000 1 B PZ 6	17,87
018731	390.407.14.1	390.407.14.1 S-PP TUBO 90X3000 1 B PZ 6	25,62
018760	390.500.14.1	390.500.14.1 S-PP TUBO 110X 150 1 B PZ20	3,56
018761	390.501.14.1	390.501.14.1 S-PP TUBO 110X 250 1 B PZ20	4,46
018762	390.502.14.1	390.502.14.1 S-PP TUBO 110X 500 1 B PZ20	6,81

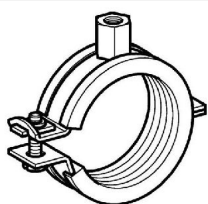
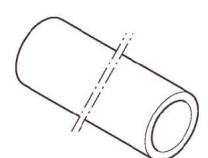
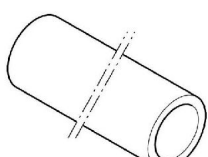


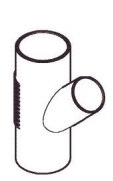
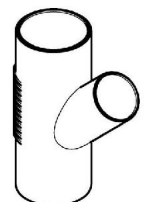
	Codice	Cod. Forn.	Descrizione	euro
	018763	390.504.14.1	390.504.14.1 S-PP TUBO 110X1000 1 B PZ 4	10,65
	018764	390.505.14.1	390.505.14.1 S-PP TUBO 110X1500 1 B PZ 4	14,93
	018765	390.506.14.1	390.506.14.1 S-PP TUBO 110X2000 1 B PZ 4	20,07
	018766	390.507.14.1	390.507.14.1 S-PP TUBO 110X3000 1 B PZ 4	28,79
	018802	390.600.14.1	390.600.14.1 S-PP TUBO 125X 150 1 B PZ10	5,23
	018803	390.601.14.1	390.601.14.1 S-PP TUBO 125X 250 1 B PZ10	6,78
	018804	390.602.14.1	390.602.14.1 S-PP TUBO 125X 500 1 B PZ10	9,65
	018805	390.604.14.1	390.604.14.1 S-PP TUBO 125X1000 1 B PZ 4	15,75
	018806	390.605.14.1	390.605.14.1 S-PP TUBO 125X1500 1 B PZ 4	21,36
	018807	390.606.14.1	390.606.14.1 S-PP TUBO 125X2000 1 B PZ 4	29,06
	018808	390.607.14.1	390.607.14.1 S-PP TUBO 125X3000 1 B PZ 4	40,46
	018833	390.700.14.1	390.700.14.1 S-PP TUBO 160X 150 1 B PZ 5	8,05
	018834	390.701.14.1	390.701.14.1 S-PP TUBO 160X 250 1 B PZ 5	9,65
	018835	390.702.14.1	390.702.14.1 S-PP TUBO 160X 500 1 B PZ 5	15,00
	018836	390.704.14.1	390.704.14.1 S-PP TUBO 160X1000 1 B PZ 4	23,49
	018837	390.705.14.1	390.705.14.1 S-PP TUBO 160X1500 1 B PZ 4	32,09
018838	390.706.14.1	390.706.14.1 S-PP TUBO 160X2000 1 B PZ 4	43,64	
	018616	390.010.14.1	390.010.14.1 S-PP TUBO 32X 500 2 B PZ30	2,96
	018617	390.011.14.1	390.011.14.1 S-PP TUBO 32X1000 2 B PZ10	4,46
	018618	390.012.14.1	390.012.14.1 S-PP TUBO 32X1500 2 B PZ10	7,09
	018619	390.013.14.1	390.013.14.1 S-PP TUBO 32X2000 2 B PZ10	8,69
	018620	390.014.14.1	390.014.14.1 S-PP TUBO 32X3000 2 B PZ10	12,16
	018640	390.110.14.1	390.110.14.1 S-PP TUBO 40X 500 2 B PZ20	3,63
	018641	390.111.14.1	390.111.14.1 S-PP TUBO 40X1000 2 B PZ10	4,70
	018642	390.112.14.1	390.112.14.1 S-PP TUBO 40X1500 2 B PZ10	7,67
	018643	390.113.14.1	390.113.14.1 S-PP TUBO 40X2000 2 B PZ10	8,79
	018644	390.114.14.1	390.114.14.1 S-PP TUBO 40X3000 2 B PZ10	13,69
	018668	390.210.14.1	390.210.14.1 S-PP TUBO 50X 500 2 B PZ25	3,89
	018669	390.211.14.1	390.211.14.1 S-PP TUBO 50X1000 2 B PZ10	4,80
	018670	390.212.14.1	390.212.14.1 S-PP TUBO 50X1500 2 B PZ10	7,88
	018671	390.213.14.1	390.213.14.1 S-PP TUBO 50X2000 2 B PZ10	9,72
	018672	390.214.14.1	390.214.14.1 S-PP TUBO 50X3000 2 B PZ10	15,10
	018702	390.310.14.1	390.310.14.1 S-PP TUBO 75X 500 2 B PZ20	6,40
	018703	390.311.14.1	390.311.14.1 S-PP TUBO 75X1000 2 B PZ 8	7,83
	018704	390.312.14.1	390.312.14.1 S-PP TUBO 75X1500 2 B PZ 8	11,54
	018705	390.313.14.1	390.313.14.1 S-PP TUBO 75X2000 2 B PZ 8	14,65
	018706	390.314.14.1	390.314.14.1 S-PP TUBO 75X3000 2 B PZ 8	21,36
	018732	390.410.14.1	390.410.14.1 S-PP TUBO 90X 500 2 B PZ20	7,83
	018733	390.411.14.1	390.411.14.1 S-PP TUBO 90X1000 2 B PZ 6	10,82
	018734	390.412.14.1	390.412.14.1 S-PP TUBO 90X1500 2 B PZ 6	16,08
	018735	390.413.14.1	390.413.14.1 S-PP TUBO 90X2000 2 B PZ 6	20,36
	018736	390.414.14.1	390.414.14.1 S-PP TUBO 90X3000 2 B PZ 6	29,27
	018767	390.510.14.1	390.510.14.1 S-PP TUBO 110X 500 2 B PZ15	8,74
	018768	390.511.14.1	390.511.14.1 S-PP TUBO 110X1000 2 B PZ 4	13,12
	018769	390.512.14.1	390.512.14.1 S-PP TUBO 110X1500 2 B PZ 4	19,07
	018770	390.513.14.1	390.513.14.1 S-PP TUBO 110X2000 2 B PZ 4	24,52
	018771	390.514.14.1	390.514.14.1 S-PP TUBO 110X3000 2 B PZ 4	35,27
	018809	390.610.14.1	390.610.14.1 S-PP TUBO 125X 500 2 B PZ 8	13,07
	018810	390.611.14.1	390.611.14.1 S-PP TUBO 125X1000 2 B PZ 4	21,19
018811	390.612.14.1	390.612.14.1 S-PP TUBO 125X1500 2 B PZ 4	28,79	
018812	390.613.14.1	390.613.14.1 S-PP TUBO 125X2000 2 B PZ 4	39,21	




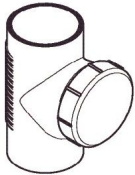



	Codice	Cod. Forn.	Descrizione			euro
	018623	390.020.14.1	390.020.14.1 S-PP CURVA 15° D 32	PZ10	1,55	
	018648	390.120.14.1	390.120.14.1 S-PP CURVA 15° D 40	PZ10	1,60	
	018676	390.220.14.1	390.220.14.1 S-PP CURVA 15° D 50	PZ10	2,07	
	018710	390.320.14.1	390.320.14.1 S-PP CURVA 15° D 75	PZ10	3,20	
	018740	390.420.14.1	390.420.14.1 S-PP CURVA 15° D 90	PZ10	4,56	
	018775	390.520.14.1	390.520.14.1 S-PP CURVA 15° D 110	PZ10	4,94	
	018817	390.620.14.1	390.620.14.1 S-PP CURVA 15° D 125	PZ10	9,46	
	018624	390.021.14.1	390.021.14.1 S-PP CURVA 30° D 32	PZ10	1,55	
	018649	390.121.14.1	390.121.14.1 S-PP CURVA 30° D 40	PZ10	1,60	
	018677	390.221.14.1	390.221.14.1 S-PP CURVA 30° D 50	PZ10	1,93	
	018711	390.321.14.1	390.321.14.1 S-PP CURVA 30° D 75	PZ10	3,20	
	018741	390.421.14.1	390.421.14.1 S-PP CURVA 30° D 90	PZ10	4,56	
	018776	390.521.14.1	390.521.14.1 S-PP CURVA 30° D 110	PZ10	4,94	
	018818	390.621.14.1	390.621.14.1 S-PP CURVA 30° D 125	PZ10	9,46	
	018625	390.022.14.1	390.022.14.1 S-PP CURVA 45° D 32	PZ10	1,45	
	018650	390.122.14.1	390.122.14.1 S-PP CURVA 45° D 40	PZ10	1,38	
	018678	390.222.14.1	390.222.14.1 S-PP CURVA 45° D 50	PZ10	1,62	
	018712	390.322.14.1	390.322.14.1 S-PP CURVA 45° D 75	PZ10	3,08	
	018742	390.422.14.1	390.422.14.1 S-PP CURVA 45° D 90	PZ10	4,20	
	018777	390.522.14.1	390.522.14.1 S-PP CURVA 45° D 110	PZ10	4,18	
	018819	390.622.14.1	390.622.14.1 S-PP CURVA 45° D 125	PZ10	9,46	
	018626	390.023.14.1	390.023.14.1 S-PP CURVA 67,5° D 32	PZ10	1,74	
	018651	390.123.14.1	390.123.14.1 S-PP CURVA 67,5° D 40	PZ10	1,76	
	018679	390.223.14.1	390.223.14.1 S-PP CURVA 67,5° D 50	PZ10	2,50	
	018713	390.323.14.1	390.323.14.1 S-PP CURVA 67,5° D 75	PZ10	4,34	
	018743	390.423.14.1	390.423.14.1 S-PP CURVA 67,5° D 90	PZ10	4,87	
	018778	390.523.14.1	390.523.14.1 S-PP CURVA 67,5° D 110	PZ10	5,28	
	018820	390.623.14.1	390.623.14.1 S-PP CURVA 67,5° D 125	PZ10	13,76	
	018627	390.024.14.1	390.024.14.1 S-PP CURVA 87,5° D 32	PZ10	1,52	
	018652	390.124.14.1	390.124.14.1 S-PP CURVA 87,5° D 40	PZ10	1,60	
	018680	390.224.14.1	390.224.14.1 S-PP CURVA 87,5° D 50	PZ10	2,07	
	018714	390.324.14.1	390.324.14.1 S-PP CURVA 87,5° D 75	PZ10	4,23	
	018744	390.424.14.1	390.424.14.1 S-PP CURVA 87,5° D 90	PZ10	4,56	
	018779	390.524.14.1	390.524.14.1 S-PP CURVA 87,5° D 110	PZ10	4,85	
	018821	390.624.14.1	390.624.14.1 S-PP CURVA 87,5° D 125	PZ10	13,76	
	018628	390.030.14.1	390.030.14.1 S-PP BRAGA 45° 32X 32	PZ10	3,27	
	018653	390.130.14.1	390.130.14.1 S-PP BRAGA 45° 40X 32	PZ10	3,36	
	018654	390.131.14.1	390.131.14.1 S-PP BRAGA 45° 40X 40	PZ10	3,39	
	018682	390.230.14.1	390.230.14.1 S-PP BRAGA 45° 50X 32	PZ10	4,06	
	018683	390.231.14.1	390.231.14.1 S-PP BRAGA 45° 50X 40	PZ10	4,23	
	018684	390.232.14.1	390.232.14.1 S-PP BRAGA 45° 50X 50	PZ10	3,75	
	018716	390.331.14.1	390.331.14.1 S-PP BRAGA 45° 75X 40	PZ 5	5,83	
	018717	390.332.14.1	390.332.14.1 S-PP BRAGA 45° 75X 50	PZ 5	5,32	
	018718	390.333.14.1	390.333.14.1 S-PP BRAGA 45° 75X 75	PZ 5	5,83	
	018746	390.432.14.1	390.432.14.1 S-PP BRAGA 45° 90X 50	PZ10	8,86	
	018747	390.433.14.1	390.433.14.1 S-PP BRAGA 45° 90X 75	PZ10	9,10	
	018748	390.434.14.1	390.434.14.1 S-PP BRAGA 45° 90X 90	PZ10	8,96	
	018781	390.531.14.1	390.531.14.1 S-PP BRAGA 45° 110X 40	PZ 5	9,91	
	018782	390.532.14.1	390.532.14.1 S-PP BRAGA 45° 110X 50	PZ 5	9,60	
	018783	390.533.14.1	390.533.14.1 S-PP BRAGA 45° 110X 75	PZ10	9,91	
	018784	390.534.14.1	390.534.14.1 S-PP BRAGA 45° 110X 90	PZ10	9,75	
	018785	390.535.14.1	390.535.14.1 S-PP BRAGA 45° 110X110	PZ10	9,27	
018823	390.634.14.1	390.634.14.1 S-PP BRAGA 45° 125X 90	PZ10	22,58		
018824	390.635.14.1	390.635.14.1 S-PP BRAGA 45° 125X110	PZ10	22,58		
018825	390.636.14.1	390.636.14.1 S-PP BRAGA 45° 125X125	PZ10	34,03		
018849	390.735.14.1	390.735.14.1 S-PP BRAGA 45° 160X110	PZ 5	35,15		





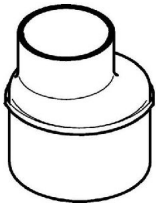
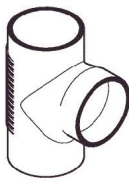

	Codice	Cod. Forn.	Descrizione	euro
	018850	390.736.14.1	390.736.14.1 S-PP BRAGA 45° 160X125 PZ 5	47,72
	Codice	Cod. Forn.	Descrizione	euro
	018629	390.046.14.1	390.046.14.1 S-PP BRAGA 87,5° 32X 32 PZ10	3,27
	018655	390.147.14.1	390.147.14.1 S-PP BRAGA 87,5° 40X 40 PZ10	3,39
	018685	390.247.14.1	390.247.14.1 S-PP BRAGA 87,5° 50X 40 PZ10	4,23
	018686	390.248.14.1	390.248.14.1 S-PP BRAGA 87,5° 50X 50 PZ10	4,23
	018719	390.347.14.1	390.347.14.1 S-PP BRAGA 87,5° 75X 40 PZ 5	5,83
	018720	390.348.14.1	390.348.14.1 S-PP BRAGA 87,5° 75X 50 PZ 5	5,83
	018721	390.349.14.1	390.349.14.1 S-PP BRAGA 87,5° 75X 75 PZ 5	5,83
	018749	390.448.14.1	390.448.14.1 S-PP BRAGA 87,5° 90X 50 PZ10	8,96
	018750	390.449.14.1	390.449.14.1 S-PP BRAGA 87,5° 90X 75 PZ10	9,10
	018786	390.547.14.1	390.547.14.1 S-PP BRAGA 87,5° 110X 40 PZ 5	9,75
	018787	390.548.14.1	390.548.14.1 S-PP BRAGA 87,5° 110X 50 PZ 5	9,75
	018788	390.549.14.1	390.549.14.1 S-PP BRAGA 87,5° 110X 75 PZ 5	9,91
	018826	390.650.14.1	390.650.14.1 S-PP BRAGA 87,5° 125X 90 PZ10	22,58
	018827	390.651.14.1	390.651.14.1 S-PP BRAGA 87,5° 125X110 PZ10	22,58
	018828	390.652.14.1	390.652.14.1 S-PP BRAGA 87,5° 125X125 PZ10	34,03
018852	390.751.14.1	390.751.14.1 S-PP BRAGA 87,5° 160X110 PZ 5	35,15	
018853	390.752.14.1	390.752.14.1 S-PP BRAGA 87,5° 160X125 PZ 5	48,54	
	Codice	Cod. Forn.	Descrizione	euro
	018751	390.454.14.1	390.454.14.1 S-PP BRAGA 87,5° 90X90 PZ10	9,46
018789	390.554.14.1	390.554.14.1 S-PP BRAGA 87,5° 110X 90 PZ10	9,58	
	Codice	Cod. Forn.	Descrizione	euro
	018754	390.469.14.1	390.469.14.1 S-PP BRAGA DOP. 45° 90X50 PZ10	16,65
	Codice	Cod. Forn.	Descrizione	euro
	018753	390.466.14.1	390.466.14.1 S-PP BAGA DOP. 87,5° 90X90 PZ10	42,80
	Codice	Cod. Forn.	Descrizione	euro
	018752	390.459.14.1	390.459.14.1 S-PP BRAGA SC. 87,5° 90X 90 PZ10	38,67
018791	390.559.14.1	390.559.14.1 S-PP BRAGA SC. 87,5°110X110 PZ10	44,45	

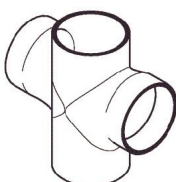
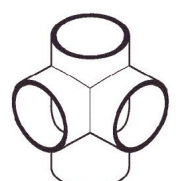
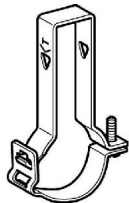
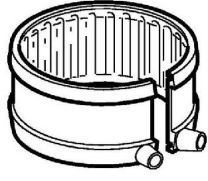
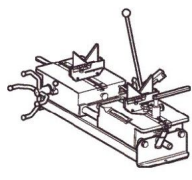
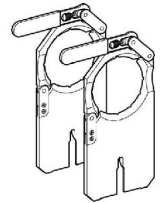

	Codice	Cod. Forn.	Descrizione	euro
	018656	390.179.14.1	390.179.14.1 S-PP RID.CONC.INC. D 40X32 PZ10	2,48
	Codice	Cod. Forn.	Descrizione	euro
	018689	390.279.14.1	390.279.14.1 S-PP RID. ECC. 50X 32 PZ10	2,48
	018687	390.271.14.1	390.271.14.1 S-PP RID. ECC. 50X 40 PZ10	2,34
	018722	390.372.14.1	390.372.14.1 S-PP RID. ECC. 75X 50 PZ10	3,10
	018755	390.471.14.1	390.471.14.1 S-PP RID. ECC. 90X 40 PZ10	4,20
	018756	390.472.14.1	390.472.14.1 S-PP RID. ECC. 90X 50 PZ10	4,20
	018757	390.473.14.1	390.473.14.1 S-PP RID. ECC. 90X 75 PZ10	4,20
	018794	390.571.14.1	390.571.14.1 S-PP RID. ECC. 110X 40 PZ10	4,58
	018795	390.572.14.1	390.572.14.1 S-PP RID. ECC. 110X 50 PZ10	4,32
	018796	390.573.14.1	390.573.14.1 S-PP RID. ECC. 110X 75 PZ10	4,58
	018797	390.574.14.1	390.574.14.1 S-PP RID. ECC. 110X 90 PZ10	4,94
018831	390.675.14.1	390.675.14.1 S-PP RID. ECC. 125X110 PZ10	8,31	
018855	390.775.14.1	390.775.14.1 S-PP RID. ECC. 160X110 PZ 5	12,40	
	Codice	Cod. Forn.	Descrizione	euro
	018621	390.016.14.1	390.016.14.1 S-PP MANICOTTO 2 B 32 PZ10	2,24
	018645	390.116.14.1	390.116.14.1 S-PP MANICOTTO 2 B 40 PZ10	2,27
	018673	390.216.14.1	390.216.14.1 S-PP MANICOTTO 2 B 50 PZ10	2,34
	018707	390.316.14.1	390.316.14.1 S-PP MANICOTTO 2 B 75 PZ10	3,20
	018737	390.416.14.1	390.416.14.1 S-PP MANICOTTO 2 B 90 PZ10	5,06
	018772	390.516.14.1	390.516.14.1 S-PP MANICOTTO 2 B 110 PZ 5	5,54
	018814	390.616.14.1	390.616.14.1 S-PP MANICOTTO 2 B 125 PZ10	10,32
	Codice	Cod. Forn.	Descrizione	euro
	018622	390.017.14.1	390.017.14.1 S-PP MANICOTTO 2 B 32 SCO. PZ10	2,24
	018646	390.117.14.1	390.117.14.1 S-PP MANICOTTO 2 B 40 SCO. PZ10	2,27
	018674	390.217.14.1	390.217.14.1 S-PP MANICOTTO 2 B 50 SCO. PZ10	2,34
	018708	390.317.14.1	390.317.14.1 S-PP MANICOTTO 2 B 75 SCO. PZ10	3,20
	018738	390.417.14.1	390.417.14.1 S-PP MANICOTTO 2 B 90 SCO. PZ10	5,06
	018773	390.517.14.1	390.517.14.1 S-PP MANICOTTO 2 B 110 SCO. PZ 5	5,54
	018815	390.617.14.1	390.617.14.1 S-PP MANICOTTO 2 B 125 SCO. PZ10	10,32
	Codice	Cod. Forn.	Descrizione	euro
	018647	390.118.14.1	390.118.14.1 S-PP MANICOTTO LUNGO D 40 PZ10	2,50
	018675	390.218.14.1	390.218.14.1 S-PP MANICOTTO LUNGO D 50 PZ10	3,32
	018709	390.318.14.1	390.318.14.1 S-PP MANICOTTO LUNGO D 75 PZ 5	4,73
	018739	390.418.14.1	390.418.14.1 S-PP MANICOTTO LUNGO D 90 PZ 5	7,00
	018774	390.518.14.1	390.518.14.1 S-PP MANICOTTO LUNGO D 110 PZ 5	7,60
	018816	390.618.14.1	390.618.14.1 S-PP MANICOTTO LUNGO D 125 PZ10	10,18
	Codice	Cod. Forn.	Descrizione	euro
	018715	390.327.14.1	390.327.14.1 S-PP BRAGA ISP. 90° D 75 PZ 5	9,46
	018745	390.427.14.1	390.427.14.1 S-PP BRAGA ISP. 90° D 90 PZ10	12,85
	018780	390.527.14.1	390.527.14.1 S-PP BRAGA ISP. 90° D 110 PZ10	13,93
	018822	390.627.14.1	390.627.14.1 S-PP BRAGA ISP. 90° D 125 PZ10	27,79

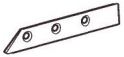
	Codice	Cod. Forn.	Descrizione	euro
	018630	390.080.14.1	390.080.14.1 S-PP RACCORDO DIR. D 32 PZ10	4,08
	018657	390.180.14.1	390.180.14.1 S-PP RACCORDO DIR. D 40 PZ10	2,72
	Codice	Cod. Forn.	Descrizione	euro
	018631	390.083.14.1	390.083.14.1 S-PP CURVA TECN.32X 46 PZ10	4,08
	018658	390.183.14.1	390.183.14.1 S-PP CURVA TECN. D 40X 46 PZ10	2,72
	018691	390.283.14.1	390.283.14.1 S-PP CURVA TECN. D 50X 46 PZ10	2,72
	Codice	Cod. Forn.	Descrizione	euro
	018758	390.493.11.1	390.493.11.1 S-PP CURVA WC PROL. 90 PZ10	17,11
	Codice	Cod. Forn.	Descrizione	euro
	018693	390.296.14.1	390.296.14.1 S-PP RACC.DI PASSAGGIO 50 PZ10	4,63
	018723	390.396.14.1	390.396.14.1 S-PP RACC.DI PASSAGGIO 75 PZ10	6,81
	018759	390.496.14.1	390.496.14.1 S-PP RACC.DI PASSAGGIO 90 PZ10	7,50
	018800	390.596.14.1	390.596.14.1 S-PP RACC.DI PASSAGGIO 110 PZ 5	7,74
	018832	390.696.14.1	390.696.14.1 S-PP RACC.DI PASSAGGIO 125 PZ10	21,77
	Codice	Cod. Forn.	Descrizione	euro
	018007	242.278.00.1	242.278.00.1 S-PP GUARN. LAMELLARE D 32 PZ10	1,52
	017979	241.785.00.1	241.785.00.1 S-PP GUARN. LAMELLARE D 40 PZ10	1,74
	017980	241.786.00.1	241.786.00.1 S-PP GUARN. LAMELLARE D 50 PZ10	1,84
	017981	241.787.00.1	241.787.00.1 S-PP GUARN. LAMELLARE D 75 PZ10	1,98
	017982	241.790.00.1	241.790.00.1 S-PP GUARN. LAMELLARE D 90 PZ10	2,31
	017983	241.791.00.1	241.791.00.1 S-PP GUARN. LAMELLARE D 110 PZ10	2,46
	018008	242.279.00.1	242.279.00.1 S-PP GUARN. LAMELLARE D 125 PZ10	2,60
	Codice	Cod. Forn.	Descrizione	euro
	018010	242.281.00.1	242.281.00.1 S-PP GUAR.LAM.P/MAN.S.D 32 PZ10	1,52
	017984	241.792.00.1	241.792.00.1 S-PP GUAR.LAM.P/MAN.S.D 40 PZ10	1,74
	017985	241.793.00.1	241.793.00.1 S-PP GUAR.LAM.P/MAN.S.D 50 PZ10	1,84
	017986	241.794.00.1	241.794.00.1 S-PP GUAR.LAM.P/MAN.S.D 75 PZ10	1,88
	017987	241.795.00.1	241.795.00.1 S-PP GUAR.LAM.P/MAN.S.D 90 PZ10	2,31
	017988	241.796.00.1	241.796.00.1 S-PP GUAR.LAM.P/MAN.S.D 110 PZ10	2,46
	018011	242.282.00.1	242.282.00.1 S-PP GUAR.LAM.P/MAN.S.D 125 PZ10	1,52
	Codice	Cod. Forn.	Descrizione	euro
	017991	241.799.00.1	241.799.00.1 S-PP TAPPO P/CURVA TEC.D 46 PZ 5	2,65

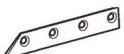
	Codice	Cod. Forn.	Descrizione	euro
	018632	390.099.26.1	390.099.26.1 S-PP BRACCIALE M8/M10 D 32 PZ25	3,29
	018660	390.199.26.1	390.199.26.1 S-PP BRACCIALE M8/M10 D 40 PZ25	3,56
	018694	390.299.26.1	390.299.26.1 S-PP BRACCIALE M8/M10 D 50 PZ25	4,15
	018724	390.399.26.1	390.399.26.1 S-PP BRACCIALE M8/M10 D 75 PZ25	5,92
	Codice	Cod. Forn.	Descrizione	euro
	018027	307.000.14.1	307.000.14.1 S-PE TUBO D 75 MT 3 MT189	24,03
	018040	308.000.14.1	308.000.14.1 S-PE TUBO D 90 MT 3 MT126	30,50
	018053	310.000.14.1	310.000.14.1 S-PE TUBO D 110 MT 3 MT102	34,88
	Codice	Cod. Forn.	Descrizione	euro
018072	312.000.14.1	312.000.14.1 S-PE TUBO D 135 MT 3 MT 78	40,63	
	Codice	Cod. Forn.	Descrizione	euro
	018028	307.012.14.1	307.012.14.1 S-PE-DB20 MANIC.DILAT. 75MM	21,85
	018041	308.012.14.1	308.012.14.1 S-PE MANIC.DILAT. 90	22,94
	018054	310.012.14.1	310.012.14.1 S-PE MAN. DIL. 110	24,64
	Codice	Cod. Forn.	Descrizione	euro
018073	312.012.14.1	312.012.14.1 S-PE MANICOTTO DILAT. D 135	46,40	
	Codice	Cod. Forn.	Descrizione	euro
	018029	307.064.14.1	307.064.14.1 S-PE BRAGA D 75X 63 45° PZ10	14,78
	018031	307.074.14.1	307.074.14.1 S-PE BRAGA D 75X 75 45° PZ10	14,78
	018043	308.074.14.1	308.074.14.1 S-PE BRAGA D 90X 75 45° PZ10	20,45
	018045	308.084.14.1	308.084.14.1 S-PE BRAGA 90X 90 45° PZ10	20,45
	018056	310.074.14.1	310.074.14.1 S-PE BRAGA 110X 75 45° PZ10	25,80
	018059	310.084.14.1	310.084.14.1 S-PE BRAGA D 110X 90 45° PZ10	25,80
	018063	310.104.14.1	310.104.14.1 S-PE BRAGA D 110X110 45° PZ10	25,80
	Codice	Cod. Forn.	Descrizione	euro
	018075	312.104.14.1	312.104.14.1 S-PE BRAGA D 135X110 45° PZ 5	57,70
018077	312.124.14.1	312.124.14.1 S-PE BRAGA D 135X135 45° PZ 5	57,70	

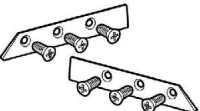
	Codice	Cod. Forn.	Descrizione	euro
	018030	307.068.14.1	307.068.14.1 S-PE BRAGA D 75X 63 88,5° PZ10	14,78
	018032	307.078.14.1	307.078.14.1 S-PE BRAGA D 75X 75 88,5° PZ10	14,78
	018044	308.078.14.1	308.078.14.1 S-PE BRAGA D 90X 75 88,5° PZ10	20,45
	018046	308.088.14.1	308.088.14.1 S-PE BRAGA D 90X 90 88,5° PZ10	20,45
	018057	310.078.14.1	310.078.14.1 S-PE BRAGA D 110X 75 88,5° PZ10	25,80
	018076	312.108.14.1	312.108.14.1 S-PE BRAGA D 135X110 88,5° PZ 8	69,53
	Codice	Cod. Forn.	Descrizione	euro
	018033	307.150.14.1	307.150.14.1 S-PE CURVA D 75 15° PZ10	9,05
	018047	308.150.14.1	308.150.14.1 S-PE CURVA D 90 15° PZ10	14,19
018065	310.150.14.1	310.150.14.1 S-PE CURVA D 110 15° PZ10	15,19	
	Codice	Cod. Forn.	Descrizione	euro
	018034	307.300.14.1	307.300.14.1 S-PE CURVA D 75 30° PZ10	9,05
	018048	308.300.14.1	308.300.14.1 S-PE CURVA D 90 30° PZ10	14,19
018066	310.300.14.1	310.300.14.1 S-PE CURVA D 110 30° PZ10	15,19	
	Codice	Cod. Forn.	Descrizione	euro
018035	307.333.14.1	307.333.14.1 S-PE PEZZO ISP. D 75 88,5° PZ10	28,51	
	Codice	Cod. Forn.	Descrizione	euro
	018036	307.450.14.1	307.450.14.1 S-PE CURVA 75MM 45° PZ10	9,05
	018049	308.450.14.1	308.450.14.1 S-PE CURVA 90 45° PZ10	14,19
	018068	310.450.14.1	310.450.14.1 S-PE CURVA 110MM 45° PZ10	15,19
018082	312.450.14.1	312.450.14.1 S-PE CURVA 135MM 45° PZ10	34,17	
	Codice	Cod. Forn.	Descrizione	euro
	018037	307.670.14.1	307.670.14.1 S-PE CURVA 75MM 67° PZ10	9,05
	018050	308.670.14.1	308.670.14.1 S-PE CURVA 90 67° PZ10	14,19
018069	310.670.14.1	310.670.14.1 S-PE CURVA 110MM 67° PZ10	15,19	
	Codice	Cod. Forn.	Descrizione	euro
	018038	601.859.26.1	601.859.26.1 COLLARE FONASS. D 74-80 PZ10	6,91
	018051	601.860.26.1	601.860.26.1 COLLARE FONASS. D 83-91 PZ10	7,40
	018070	310.812.26.1	310.812.26.1 S-PE BRACCIALE D 110 PZ10	7,84
018084	312.812.26.1	312.812.26.1 S-PE BRACCIALE D 125 PZ10	8,24	

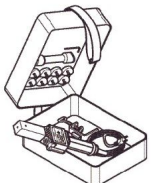
	Codice	Cod. Forn.	Descrizione	euro	
	018039	307.880.14.1	307.880.14.1 SILENT CURVA 75MM 88° PZ10	9,05	
	018052	308.880.14.1	308.880.14.1 S-PE CURVA 90MM 88° PZ10	14,19	
	018071	310.880.14.1	310.880.14.1 S-PE CURVA 110 88° PZ10	15,19	
	Codice	Cod. Forn.	Descrizione	euro	
	018085	312.885.14.1	312.885.14.1 S-PE CURVA 88,5° D.135 PZ 5	45,00	
	Codice	Cod. Forn.	Descrizione	euro	
	018042	308.070.14.1	308.070.14.1 S-PE RIDUZ. ECC. 90X75 PZ10	9,59	
	Codice	Cod. Forn.	Descrizione	euro	
		018055	310.070.14.1	310.070.14.1 S-PE RIDUZ.ECC.110X75 PZ10	11,04
	018058	310.080.14.1	310.080.14.1 S-PE RIDUZ.EC.110X90 PZ10	11,04	
	Codice	Cod. Forn.	Descrizione	euro	
		018074	312.100.14.1	312.100.14.1 S-PE RID.ECCENTR.135/100 PZ 5	35,24
		018078	312.125.14.1	312.125.14.1 S-PE RID.ECC.LUNGA D.135 PZ 5	35,24
	018087	315.100.14.1	315.100.14.1 S-PE RIDUZ. ECC. 160-110 PZ 6	65,05	
	Codice	Cod. Forn.	Descrizione	euro	
	018060	310.088.14.1	310.088.14.1 S-PE BRAGA CURV.110X90 88° PZ10	25,80	
	Codice	Cod. Forn.	Descrizione	euro	
	018064	310.108.14.1	310.108.14.1 S-PE BRAGA CURVA 110X110 88°PZ10	25,80	

	Codice	Cod. Forn.	Descrizione	euro
	018061	310.102.14.1	310.102.14.1 S-PE BRAGA DP CURVA 110 88° PZ10	71,57
	Codice	Cod. Forn.	Descrizione	euro
	018062	310.103.14.1	310.103.14.1 S-PE BRAGA ANG.110 88° PZ10	76,29
	Codice	Cod. Forn.	Descrizione	euro
	018257	364.861.00.1	364.861.00.1 BRACCIALE P/PLUVIA 63MM PZ10	11,26
	018308	365.861.00.1	365.861.00.1 BRACC. P/FISS.PLUVIA D 75 PZ10	12,96
	018352	366.861.00.1	366.861.00.1 BRACC. P/FISS.PLUVIA 90MM PZ10	13,48
	018435	367.861.00.1	367.861.00.1 BRACCIALE X FISS.PLUVIA 110 PZ10	13,58
	018494	368.861.00.1	368.861.00.1 BRACCIALE P/FISS.PLUVIA 125 PZ10	14,20
	Codice	Cod. Forn.	Descrizione	euro
	018184	361.776.16.1	361.776.16.1 PE FASCIA TERM.P/FISSO 50MM PZ10	19,01
	018247	364.776.16.1	364.776.16.1 PE FASCIA TERMOELETTR. 63MM PZ15	20,32
	018297	365.776.16.1	365.776.16.1 FASCIA TERMOEL. 75MM PZ10	21,90
	018342	366.776.16.1	366.776.16.1 PE FASCIA TERMOEL. 90MM PZ 8	23,61
	018421	367.776.16.1	367.776.16.1 PE FASCIA TER.PUNTO FIS.110 PZ12	26,57
	018485	368.776.16.1	368.776.16.1 PE FASCIA TERMOEL. 125MM PZ 8	30,45
	Codice	Cod. Forn.	Descrizione	euro
	018098	356.200.00.1	356.200.00.1 ELEMENTO BASE UNIVERSAL	4.628,50
	Codice	Cod. Forn.	Descrizione	euro
	018130	359.884.00.1	359.884.00.1 GANASCIA A MORSA D 200	826,14
	Codice	Cod. Forn.	Descrizione	euro
	018121	359.641.P0.1	359.641.P0.1 SPECCHIO TEFLON X SALDARE KSS160	483,74

	Codice	Cod. Forn.	Descrizione	euro
	018104	358.760.00.1	358.760.00.1 LAMA DX EST. P/FRESA D 40-160	15,80
	018100	357.599.00.1	357.599.00.1 LAMA DX INTERNA P/FRESA D 200	15,80
	018103	358.759.00.1	358.759.00.1 LAMA SX EST. P/FRESA D 160	15,80
	018101	357.600.00.1	357.600.00.1 LAMA SX INTERNA P/FRESA D 200	15,80


	Codice	Cod. Forn.	Descrizione	euro
	018102	357.751.00.1	357.751.00.1 LAMA RIC.P/FRESA PIALLA 200-315	31,91



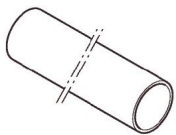
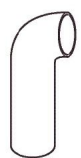

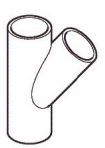
	Codice	Cod. Forn.	Descrizione	euro
	017921	240.474.00.1	240.474.00.1 LAMA RICAMBIO P/SILENT PE	122,65

	Codice	Cod. Forn.	Descrizione	euro
	052752	359.048.P0.1	359.048.P0.1 SALD. EL P/RIPARAZ. D 40/160	894,74

	Codice	Cod. Forn.	Descrizione	euro
	018115	359.461.16.1	359.461.16.1 PE COLLEG. PE-PVC 110X100 PZ10	12,86

	Codice	Cod. Forn.	Descrizione	euro
	018123	359.684.00.1	359.684.00.1 ASTUCCIO DI CUIO P/KSS160	71,32

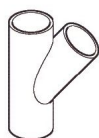
	Codice	Cod. Forn.	Descrizione	euro
	018125	359.696.00.1	359.696.00.1 ASTUCCIO DI CUIO P/KSS200	76,54

	Codice	Cod. Forn.	Descrizione	euro
	018126	359.720.00.1	359.720.00.1 COLTELLO PER SBAVATURA	14,01
	018131	359.886.00.1	359.886.00.1 SUPPORTO P/SPECCHIO KSS200	44,00
	018595	379.000.16.0	379.000.16.0 PE TUBO D 32 MT 5 MT550	2,33
	018132	360.000.16.0	360.000.16.0 PE TUBO D 40 MT 5 MT415	2,88
	018156	361.000.16.0	361.000.16.0 PE TUBO D 50 MT 5 MT540	3,63
	018213	364.000.16.0	364.000.16.0 PE TUBO D 63 MT 5 MT250	4,85
	018260	365.000.16.0	365.000.16.0 PE TUBO D 75 MT 5 MT510	5,72
	018310	366.000.16.0	366.000.16.0 PE TUBO D 90 MT 5 MT405	7,85
	018362	367.000.16.0	367.000.16.0 PE TUBO D 110 MT 5 MT475	11,69
	018448	368.000.16.0	368.000.16.0 PE TUBO D 125 MT 5 MT385	15,68
	018496	369.000.16.0	369.000.16.0 PE TUBO D 160 MT 5 MT195	25,44
	018530	370.000.16.0	370.000.16.0 PE TUBO D 200 MT 5 MT 70	32,09
	018552	371.000.16.0	371.000.16.0 PE TUBO D 250 MT 5 MT 55	50,12
	018572	372.000.16.0	372.000.16.0 PE TUBO D 315 MT 5 MT 40	79,40
	018596	379.055.16.1	379.055.16.1 PE CURVA D 32 90° R.LUNGO PZ10	2,32
	018134	360.055.16.1	360.055.16.1 PE CURVA D 40 90° R.LUNGO PZ10	2,14
	018158	361.055.16.1	361.055.16.1 PE CURVA D 50 90° R.LUNGO PZ10	2,42
	018215	364.055.16.1	364.055.16.1 PE CURVA D 63 90° R.LUNGO PZ10	4,19
	018262	365.055.16.1	365.055.16.1 PE CURVA D 75 90° R.LUNGO PZ10	6,84
	018312	366.055.16.1	366.055.16.1 PE CURVA D 90 90° R.LUNGO PZ10	9,11
	018365	367.055.16.1	367.055.16.1 PE CURVA D 110 90° R.LUNGO PZ25	9,80
	018450	368.055.16.1	368.055.16.1 PE CURVA D 125 90° R.LUNGO PZ25	12,72
	018498	369.055.16.1	369.055.16.1 PE CURVA D 160 90° R.LUNGO PZ10	37,24
	018135	360.061.16.1	360.061.16.1 PE CURVA TEC.P/SIF. D 40X46 PZ10	2,32
	018159	361.061.16.1	361.061.16.1 PE CURVA TEC.P/SIF. D 50X46 PZ10	2,32
	018160	361.065.16.1	361.065.16.1 PE CURVA TEC.P/SIF. D 50X58 PZ10	2,32
	018597	379.108.16.1	379.108.16.1 PE BRAGA 45° D 32X 32 PZ10	4,56
	018136	360.108.16.1	360.108.16.1 PE BRAGA 40X 32MM 45° PZ10	3,82
	018137	360.109.16.1	360.109.16.1 PE BRAGA 40X 40 45° PZ10	3,82
	018162	361.109.16.1	361.109.16.1 PE BRAGA 50X 40MM 45° PZ10	4,39
	018163	361.112.16.1	361.112.16.1 PE BRAGA 50X 50MM 45° PZ10	4,39
	018217	364.109.16.1	364.109.16.1 PE BRAGA 63X 40MM 45° PZ10	6,61
	018218	364.112.16.1	364.112.16.1 PE BRAGA 63X 50MM 45° PZ10	6,61
	018219	364.120.16.1	364.120.16.1 PE BRAGA 63X 63MM 45° PZ10	6,61
	018264	365.109.16.1	365.109.16.1 PE BRAGA 75X 40MM 45° PZ10	7,97
	018265	365.112.16.1	365.112.16.1 PE BRAGA 75X 50MM 45° PZ10	7,97
	018266	365.120.16.1	365.120.16.1 PE BRAGA 75X 63MM 45° PZ10	7,97
	018267	365.125.16.1	365.125.16.1 PE BRAGA 75X 75MM 45° PZ10	7,97
	018314	366.109.16.1	366.109.16.1 PE BRAGA 90X 40 45° PZ10	10,15
	018315	366.112.16.1	366.112.16.1 PE BRAGA 90X 50 45° PZ10	10,15

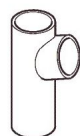


Codice	Cod. Forn.	Descrizione	euro
018316	366.120.16.1	366.120.16.1 PE BRAGA 90X 63 45° PZ10	10,15
018317	366.125.16.1	366.125.16.1 PE BRAGA 90X 75 45° PZ10	10,15
018318	366.130.16.1	366.130.16.1 PE BRAGA 90X 90 45° PZ10	10,15

Codice	Cod. Forn.	Descrizione	euro
018367	367.109.16.1	367.109.16.1 PE BRAGA 45° D 110X 40 PZ30	12,12



Codice	Cod. Forn.	Descrizione	euro
018368	367.112.16.1	367.112.16.1 PE BRAGA 45° D 110X 50 PZ25	12,12
018369	367.120.16.1	367.120.16.1 PE BRAGA 45° D 110X 63 PZ25	12,12
018370	367.125.16.1	367.125.16.1 PE BRAGA 45° D 110X 75 PZ25	12,12
018371	367.130.16.1	367.130.16.1 PE BRAGA 45° D 110X 90 PZ25	12,12
018372	367.135.16.1	367.135.16.1 PE BRAGA D 110X110 45° PZ20	12,12
018452	368.120.16.1	368.120.16.1 PE BRAGA 125X 63MM 45° PZ20	15,95
018453	368.125.16.1	368.125.16.1 PE BRAGA 125X 75MM 45° PZ20	15,95
018454	368.130.16.1	368.130.16.1 PE BRAGA 125X 90MM 45° PZ15	15,95
018455	368.135.16.1	368.135.16.1 PE BRAGA 125X110MM 45° PZ15	15,95
018456	368.139.16.1	368.139.16.1 PE BRAGA 125X125MM 45° PZ20	15,95
018500	369.125.16.1	369.125.16.1 PE BRAGA 160X 75MM 45° PZ 5	50,11
018501	369.130.16.1	369.130.16.1 PE BRAGA 160X 90MM 45° PZ 5	50,11
018502	369.135.16.1	369.135.16.1 PE BRAGA 160X110MM 45° PZ 5	50,11
018503	369.139.16.1	369.139.16.1 PE BRAGA 160X125MM 45° PZ 5	50,11
018504	369.145.16.1	369.145.16.1 PE BRAGA 160X160MM 45° PZ 4	50,11
018534	370.135.16.1	370.135.16.1 PE BRAGA 200X110MM 45° PZ 5	113,84
018535	370.139.16.1	370.139.16.1 PE BRAGA 200X125MM 45° PZ 4	115,59
018536	370.145.16.1	370.145.16.1 PE BRAGA 200X160MM 45° PZ 4	122,11
018537	370.146.16.1	370.146.16.1 PE BRAGA 200X200MM 45°	129,87
018556	371.135.16.1	371.135.16.1 PE BRAGA 250X110MM 45°	165,71
018557	371.139.16.1	371.139.16.1 PE BRAGA 250X125MM 45°	165,71
018558	371.145.16.1	371.145.16.1 PE BRAGA 250X160MM 45°	175,09
018559	371.146.16.1	371.146.16.1 PE BRAGA 250X200MM 45°	184,83
018560	371.147.16.1	371.147.16.1 PE BRAGA 250X250MM 45°	202,78
018576	372.135.16.1	372.135.16.1 PE BRAGA 315X110MM 45°	212,51
018577	372.139.16.1	372.139.16.1 PE BRAGA 315X125MM 45°	214,47
018578	372.145.16.1	372.145.16.1 PE BRAGA 315X160MM 45°	224,20
018579	372.146.16.1	372.146.16.1 PE BRAGA 315X200MM 45°	235,02
018580	372.147.16.1	372.147.16.1 PE BRAGA 315X250MM 45°	255,44
018581	372.148.16.1	372.148.16.1 PE BRAGA 315X315MM 45°	272,04







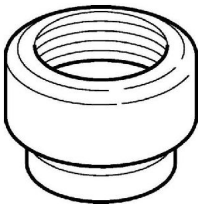
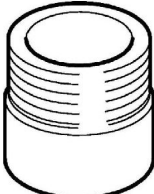
Codice	Cod. Forn.	Descrizione	euro
018598	379.158.16.1	379.158.16.1 PE BRAGA 32X 32MM 88° 1/2" PZ10	4,56
018138	360.158.16.1	360.158.16.1 PE BRAGA 40X 32MM 88° 1/2" PZ10	3,82
018139	360.159.16.1	360.159.16.1 PE BRAGA 40X 40MM 88° 1/2" PZ10	3,82
018164	361.159.16.1	361.159.16.1 PE BRAGA 50X 40MM 88° 1/2" PZ10	4,39
018165	361.162.16.1	361.162.16.1 PE BRAGA 50X50 88° 1/2" PZ10	4,39
018220	364.159.16.1	364.159.16.1 PE BRAGA 63X 40MM 88° 1/2" PZ10	6,61
018221	364.162.16.1	364.162.16.1 PE BRAGA 63X 50MM 88° 1/2" PZ10	6,61
018222	364.170.16.1	364.170.16.1 PE BRAGA 63X 63MM 88° 1/2" PZ10	6,61
018268	365.159.16.1	365.159.16.1 PE BRAGA 75X 40MM 88° 1/2" PZ10	7,97
018269	365.162.16.1	365.162.16.1 PE BRAGA 75X 50MM 88° 1/2" PZ10	7,97
018270	365.170.16.1	365.170.16.1 PE BRAGA 75X 63MM 88° 1/2" PZ10	7,97
018271	365.175.16.1	365.175.16.1 PE BRAGA 75X 75MM 88° 1/2" PZ10	7,97
018319	366.159.16.1	366.159.16.1 PE BRAGA 90X 40 88° 1/2" PZ10	10,15
018320	366.162.16.1	366.162.16.1 PE BRAGA 90X 50 88° 1/2" PZ10	10,15
018321	366.170.16.1	366.170.16.1 PE BRAGA 90X 63 88° 1/2" PZ10	10,15










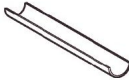
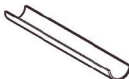




Codice	Cod. Forn.	Descrizione	euro
018322	366.175.16.1	366.175.16.1 PE BRAGA 90X 75 88° 1/2" PZ10	10,15
018323	366.180.16.1	366.180.16.1 PE BRAGA 90X 90 88° 1/2" PZ10	10,15
018373	367.159.16.1	367.159.16.1 PE BRAGA 110X 40MM 88° 1/2" PZ40	12,12
018374	367.162.16.1	367.162.16.1 PE BRAGA 110X 50MM 88° 1/2" PZ10	12,12
018376	367.170.16.1	367.170.16.1 PE BRAGA 110X 63MM 88° 1/2" PZ40	12,12
018377	367.175.16.1	367.175.16.1 PE BRAGA 110X 75MM 88° 1/2" PZ35	12,12
018378	367.180.16.1	367.180.16.1 PE BRAGA 110X 90MM 88° 1/2" PZ30	12,12
018379	367.185.16.1	367.185.16.1 PE BRAGA 110X110MM 88° 1/2" PZ30	12,12
018457	368.162.16.1	368.162.16.1 PE BRAGA 125X 50MM 88°1/2" PZ 5	15,95
018458	368.170.16.1	368.170.16.1 PE BRAGA 125X 63MM 88° 1/2" PZ 5	15,95
018459	368.175.16.1	368.175.16.1 PE BRAGA 125X 75MM 88° 1/2" PZ 5	15,95
018460	368.180.16.1	368.180.16.1 PE BRAGA 125X 90MM 88° 1/2" PZ 5	15,95
018461	368.185.16.1	368.185.16.1 PE BRAGA 125X110MM 88° 1/2" PZ25	15,95
018462	368.189.16.1	368.189.16.1 PE BRAGA 125X125MM 88° 1/2" PZ20	15,95
018505	369.185.16.1	369.185.16.1 PE BRAGA 160X110MM 88°1/2" PZ 5	50,11
018506	369.189.16.1	369.189.16.1 PE BRAGA 160X125MM 88°1/2"	50,11
018507	369.195.16.1	369.195.16.1 PE BRAGA 160X160MM 88°1/2" PZ 5	50,11
018538	370.185.16.1	370.185.16.1 PE BRAGA 200X110MM 88°1/2"	92,97
018539	370.195.16.1	370.195.16.1 PE BRAGA 200X160MM 88°1/2"	95,14
018540	370.196.16.1	370.196.16.1 PE BRAGA 200X200MM 88°1/2"	96,57
018561	371.185.16.1	371.185.16.1 PE BRAGA 250X110MM 88°1/2"	129,45
018562	371.195.16.1	371.195.16.1 PE BRAGA 250X160MM 88°1/2"	132,56
018563	371.196.16.1	371.196.16.1 PE BRAGA 250X200MM 88° 1/2"	134,44
018564	371.197.16.1	371.197.16.1 PE BRAGA 250X250MM 88°1/2"	138,44
018582	372.185.16.1	372.185.16.1 PE BRAGA 315X110MM 88°1/2"	166,35
018583	372.195.16.1	372.195.16.1 PE BRAGA 315X160MM 88°1/2"	169,86
018584	372.196.16.1	372.196.16.1 PE BRAGA 315X200MM 88°1/2"	172,01
018585	372.197.16.1	372.197.16.1 PE BRAGA 315X250MM 88°1/2"	176,40
018586	372.198.16.1	372.198.16.1 PE BRAGA 315X315MM 88°1/2"	179,56





Codice	Cod. Forn.	Descrizione	euro
018140	360.557.16.1	360.557.16.1 PE RID. CENTRICA 40X 32MM PZ10	1,21
018167	361.557.16.1	361.557.16.1 PE RIDUZ.CENTRICA 50X 32MM PZ10	1,21
018169	361.559.16.1	361.559.16.1 PE RIDUZ.CENTRICA 50X 40MM PZ10	1,21
018207	363.559.16.1	363.559.16.1 PE RIDUZIONE CENTRICA 56X40 PZ10	1,82
018208	363.560.16.1	363.560.16.1 PE RIDUZIONE CENTRICA 56X50 PZ10	1,90
018229	364.559.16.1	364.559.16.1 PE RID. CENTRICA 63X 40MM PZ10	1,63
018230	364.560.16.1	364.560.16.1 PE RID. CENTRICA 63X 50MM PZ10	1,63
018232	364.565.16.1	364.565.16.1 PE RID. CENTRICA 63X56MM PZ10	1,90
018279	365.559.16.1	365.559.16.1 PE RID. CENTRICA 75X 40MM PZ10	1,90
018280	365.560.16.1	365.560.16.1 PE RID. CENTRICA 75X 50MM PZ10	1,90
018283	365.570.16.1	365.570.16.1 PE RIDUZ.CENTRICA 75X 63MM PZ10	1,90
018329	366.559.16.1	366.559.16.1 PE RIDUZ.CENTRICA 90X 40 PZ10	2,47
018330	366.560.16.1	366.560.16.1 PE RIDUZ. CENTRICA 90X 50 PZ10	2,47
018332	366.570.16.1	366.570.16.1 PE RIDUZ. CENTRICA 90X 63 PZ10	2,47
018334	366.575.16.1	366.575.16.1 PE RIDUZ. CENTRICA 90X 75 PZ10	2,47
018402	367.559.16.1	367.559.16.1 PE RIDUZ. CENTRICA 110X 40 PZ10	2,98
018403	367.560.16.1	367.560.16.1 PE RIDUZ. CENTRICA 110X 50 PZ10	2,98
018405	367.570.16.1	367.570.16.1 PE RID. CENTR. D 110X 63 PZ10	2,98
018407	367.575.16.1	367.575.16.1 PE RIDUZ. CENTRICA 110X 75 PZ10	2,98
018409	367.580.16.1	367.580.16.1 PE RIDUZ. CENTRICA 110X 90 PZ10	2,98
018471	368.570.16.1	368.570.16.1 PE RIDUZ. CENTRICA 125X 63 PZ10	6,02
018473	368.575.16.1	368.575.16.1 PE RIDUZ. CENTRICA 125X 75 PZ10	6,02
018475	368.580.16.1	368.580.16.1 PE RIDUZ. CENTRICA 125X 90 PZ10	6,02
018478	368.585.16.1	368.585.16.1 PE RIDUZ. CENTRICA 125X110 PZ10	6,02


	Codice	Cod. Forn.	Descrizione	euro
	018604	379.791.16.1	379.791.16.1 PE MANIC. DILATAZ. 32MM PZ10	6,37
	018141	360.700.16.1	360.700.16.1 PE MANIC. DILATAZIONE 40MM PZ10	9,73
	018172	361.700.16.1	361.700.16.1 PE MANIC. DILATAZIONE 50MM PZ10	10,12
	018239	364.700.16.1	364.700.16.1 PE MANIC. DILATAZIONE 63MM PZ10	10,15
	018289	365.700.16.1	365.700.16.1 PE MANIC. DILATAZIONE 75MM PZ10	11,01
	018336	366.700.16.1	366.700.16.1 PE MANIC. DILATAZIONE D 90 PZ10	11,53
	018415	367.700.16.1	367.700.16.1 PE MANIC. DILATAZ. 110MM PZ30	13,58
	018482	368.700.16.1	368.700.16.1 PE MANIC. DILATAZIONE 125MM PZ20	21,24
	018517	369.700.16.1	369.700.16.1 PE MANIC. DILATAZIONE 160MM PZ 5	35,07
	018545	370.700.16.1	370.700.16.1 PE MANIC. DILATAZ. 200MM PZ 5	161,11
018567	371.700.16.1	371.700.16.1 PE MANIC. DILATAZIONE 250MM	273,03	
018590	372.700.16.1	372.700.16.1 PE MANIC. DILATAZIONE 315MM	455,27	
	017813	152.197.16.1	152.197.16.1 PE MANICOTTO CONTR. 50/ 70 PZ10	22,00
	017811	152.152.16.1	152.152.16.1 PE MANICOTTO CONTR. 75/ 80 PZ10	31,91
	017827	152.658.16.1	152.658.16.1 PE MANICOTTO CONTR. 63/ 80	26,00
	018328	366.550.16.1	366.550.16.1 PE MANICOTTO CONTR. 90/110 PZ10	33,07
	018400	367.551.16.1	367.551.16.1 PE MANICOTTO CONTR. 110/125 PZ 5	34,40
	018469	368.550.16.1	368.550.16.1 PE MANICOTTO CONTR. 125/150 PZ 5	37,09
	018511	369.550.16.1	369.550.16.1 PE MANICOTTO CONTR. 160/195 PZ10	61,84
	018599	379.740.16.1	379.740.16.1 PE RACCORDO VITE CPL 32MM PZ10	4,56
	018142	360.740.16.1	360.740.16.1 PE RACCORDO VITE CPL 40MM PZ10	4,81
	018177	361.740.16.1	361.740.16.1 PE RACCORDO VITE CPL 50MM PZ10	4,91
	018242	364.740.16.1	364.740.16.1 PE RACCORDO VITE CPL. 63MM PZ10	8,00
	018292	365.740.16.1	365.740.16.1 PE RACC. VITE CPL. 75MM PZ10	10,20
	018337	366.740.16.1	366.740.16.1 PE RACC. VITE CPL. 90MM PZ10	12,62
018416	367.740.16.1	367.740.16.1 PE RACC. VITE CPL. 110MM PZ10	14,05	
	018600	379.750.16.1	379.750.16.1 PE CAPPА CHIUSURA CPL. 32MM PZ10	4,56
	018143	360.750.16.1	360.750.16.1 PE CAPPА CHIUSURA CPL. 40MM PZ10	3,82
	018179	361.750.16.1	361.750.16.1 PE CAPPА CHIUSURA CPL. 50MM PZ10	6,19
	018244	364.750.16.1	364.750.16.1 PE CAPPА CHIUSURA CPL 63MM PZ10	7,31
	018294	365.750.16.1	365.750.16.1 PE CAPPА CHIUSURA CPL. 75MM PZ10	9,58
	018339	366.750.16.1	366.750.16.1 PE CAPPА CHIUSURA CPL. 90MM PZ10	14,52
	018418	367.750.16.1	367.750.16.1 PE CAPPА CHIUSURA CPL.110MM PZ10	14,91
	018173	361.722.16.1	361.722.16.1 FINALE C/FIL.INT. D 50 11/4 PZ10	23,16
	018174	361.723.16.1	361.723.16.1 FINALE C/FIL.INT. D 50 11/2 PZ10	26,33
	018240	364.724.16.1	364.724.16.1 FINALE C/FIL.INT. D 63 2" PZ10	34,85
	018290	365.725.16.1	365.725.16.1 FINALE C/FIL.INT.D.75 2"1/2 PZ10	44,28
	018175	361.726.16.1	361.726.16.1 FINALE C/FIL.EST. D 50 11/4 PZ10	20,25
	018176	361.727.16.1	361.727.16.1 FINALE C/FIL.EST. D 50 11/2 PZ10	20,25
	018241	364.728.16.1	364.728.16.1 FINALE C/FIL.EST. D 63 2" PZ10	27,46
	018291	365.729.16.1	365.729.16.1 FINALE C/FIL.EST.D.75 2"1/2 PZ10	36,28


	Codice	Cod. Forn.	Descrizione	euro
	018144	360.770.16.1	360.770.16.1 PE MANICOTTO P/SIFONE 40MM PZ10	1,63
	018180	361.770.16.1	361.770.16.1 PE MANICOTTO P/SIF. 50MMX46 PZ10	1,63
	018183	361.774.16.1	361.774.16.1 PE MANICOTTO P/SIF. 50MMX58 PZ10	1,63
	018145	360.771.16.1	360.771.16.1 PE MANICOTTO EL. 40MM PZ12	4,59
	018181	361.771.16.1	361.771.16.1 PE MANICOTTO ELETTR. 50MM PZ24	4,91
	018245	364.771.16.1	364.771.16.1 PE MANICOTTO ELETTR. 63MM PZ12	7,31
	018295	365.771.16.1	365.771.16.1 PE MANICOTTO ELETTR. 75MM PZ24	8,34
	018340	366.771.16.1	366.771.16.1 PE MANICOTTO ELETTR. D 90 PZ12	8,76
	018419	367.771.16.1	367.771.16.1 PE MANICOTTO ELETTR.110MM PZ12	9,80
	018484	368.771.16.1	368.771.16.1 PE MANICOTTO ELETTR.125MM PZ 8	14,40
	018083	312.771.16.1	312.771.16.1 S-PE MANIC.EL. 135 PZ 6	19,19
	018519	369.771.16.1	369.771.16.1 PE MANICOTTO ELETTR.160MM PZ 8	23,93
	018602	379.772.16.1	379.772.16.1 PE COLLETO FISSAGGIO 32MM PZ10	1,82
	018146	360.772.16.1	360.772.16.1 PE COLLETO FISSAGGIO 40MM PZ10	1,21
	018182	361.772.16.1	361.772.16.1 PE COLLETO FISSAGGIO 50MM PZ10	1,53
	018246	364.772.16.1	364.772.16.1 PE COLLETO FISSAGGIO 63MM PZ10	3,40
	018296	365.772.16.1	365.772.16.1 PE COLLETO FISSAGGIO 75MM PZ10	4,79
	018341	366.772.16.1	366.772.16.1 PE COLLETO FISSAGGIO 90MM PZ10	6,84
	018420	367.772.16.1	367.772.16.1 PE COLLETO FISSAGGIO 110MM PZ10	7,33
	018601	379.768.16.1	379.768.16.1 PE MANICOT. INNESTO 32MM PZ10	3,95
	018147	360.779.16.1	360.779.16.1 PE MANICOTTO INNESTO 40MM PZ10	3,72
	018185	361.779.16.1	361.779.16.1 PE MANICOTTO INNESTO 50MM PZ10	3,90
	018248	364.779.16.1	364.779.16.1 PE MANICOTTO INNESTO 63MM PZ10	6,39
	018298	365.779.16.1	365.779.16.1 PE MANICOTTO INNESTO 75MM PZ10	7,60
	018343	366.779.16.1	366.779.16.1 PE MANICOTTO INNESTO D 90 PZ10	9,16
	018422	367.779.16.1	367.779.16.1 PE MANIC. INNESTO D 110 PZ10	10,42
	018486	368.779.16.1	368.779.16.1 PE MANICOT. INNESTO 125MM PZ10	15,65
	018521	369.779.16.1	369.779.16.1 PE MANICOT. INNESTO 160MM PZ 5	24,70
	018603	379.781.16.1	379.781.16.1 PE TAPPO CHIUSURA CPL 32MM PZ10	2,84
	018148	360.781.16.1	360.781.16.1 PE TAPPO CHIUSURA CPL 40MM PZ10	2,07
	018186	361.781.16.1	361.781.16.1 PE TAPPO CHIUSURA CPL. 50MM PZ10	2,64
	018249	364.781.16.1	364.781.16.1 PE TAPPO CHIUSURA CPL 63MM PZ10	4,19
	018299	365.781.16.1	365.781.16.1 PE TAPPO CHIUSURA CPL. 75MM PZ10	6,39
	018344	366.781.16.1	366.781.16.1 PE TAPPO CHIUSURA CPL. 90MM PZ10	8,44
	018423	367.781.16.1	367.781.16.1 PE TAPPO CHIUSURA COMPL.110 PZ10	8,59
	018605	379.812.16.1	379.812.16.1 PE COP.CHIUSURA SALD. 32MM PZ10	0,54
	018150	360.812.16.1	360.812.16.1 PE COPERC.CHIUS. SALD. 40MM PZ10	0,69
	018188	361.812.16.1	361.812.16.1 PE COP.CHIUSURA SALD. 50MM PZ10	0,91
	018251	364.812.16.1	364.812.16.1 PE COP.CHIUSURA SALD. 63MM PZ10	1,90
	018301	365.812.16.1	365.812.16.1 PE COP. CHIUSURA SALD. 75MM PZ10	2,22
	018346	366.812.16.1	366.812.16.1 PE COPERC.CHIUSURA SALD. 90 PZ10	2,42
	018427	367.812.16.1	367.812.16.1 PE COPERC.CHIUSURA SALD.110 PZ10	2,84
	018488	368.812.16.1	368.812.16.1 PE COPERC.CHIUSURA SALD.125 PZ10	4,76
	018523	369.812.16.1	369.812.16.1 PE COPER.CHIUSURA SALD.D160 PZ10	5,85


	Codice	Cod. Forn.	Descrizione	euro
	018153	360.845.00.1	360.845.00.1 PE COPPELLE METALLICHE 40MM PZ25	1,63
	018192	361.845.00.1	361.845.00.1 PE COPPELLE METALLICHE 50MM PZ25	2,54
	018255	364.845.00.1	364.845.00.1 PE COPPELLE METALLO 63MM PZ25	2,74
	018305	365.845.00.1	365.845.00.1 PE COPPELLE METALLO 75MM PZ25	2,98
	018350	366.845.00.1	366.845.00.1 PE COPPELLE METALL. D 90 PZ25	3,30
	018432	367.845.00.1	367.845.00.1 PE COPPELLE METALLICHE 110 PZ25	4,29
	018492	368.845.00.1	368.845.00.1 PE COPPELLE METALLICHE 125 PZ12	4,71
018526	369.845.00.1	369.845.00.1 PE COPPELLE METALLICHE 160 PZ25	5,65	
	Codice	Cod. Forn.	Descrizione	euro
	018154	360.850.00.1	360.850.00.1 PE CANALE PORTANTE D 40 MT 3	5,01
	018193	361.850.00.1	361.850.00.1 PE CANALE PORTANTE 50MM MT 3	5,01
	018256	364.850.00.1	364.850.00.1 PE CANALE PORTANTE 63MM MT 3	6,02
	018306	365.850.00.1	365.850.00.1 PE CANALE PORTANTE D 75 MT 3	6,17
	018351	366.850.00.1	366.850.00.1 PE CANALE PORTANTE 90MM MT 3	6,61
	Codice	Cod. Forn.	Descrizione	euro
	018433	367.850.00.1	367.850.00.1 PE CANALE PORTANTE 110MM MT 3	7,26
	018493	368.850.00.1	368.850.00.1 PE CANALE PORTANTE 125MM MT 3	9,21
	018527	369.850.00.1	369.850.00.1 PE CANALE PORTANTE 160MM MT 3	10,57
	018551	370.850.00.1	370.850.00.1 PE CANALE PORTANTE 200MM MT 3	12,79
	018571	371.850.00.1	371.850.00.1 PE CANALE PORTANTE 250MM MT 3	20,13
	018594	372.850.00.1	372.850.00.1 PE CANALE PORTANTE 315MM MT 3	20,97
	Codice	Cod. Forn.	Descrizione	euro
	018133	360.045.16.1	360.045.16.1 PE CURVA MM 40 45° PZ10	1,90
	018157	361.045.16.1	361.045.16.1 PE CURVA 50MM 45° PZ10	2,07
	018214	364.045.16.1	364.045.16.1 PE CURVA 63MM 45° PZ10	3,40
	018261	365.045.16.1	365.045.16.1 PE CURVA 75MM 45° PZ10	5,40
	018311	366.045.16.1	366.045.16.1 PE CURVA D 90 45° PZ10	8,24
	018363	367.045.16.1	367.045.16.1 PE CURVA D 110 45° PZ10	8,59
	018449	368.045.16.1	368.045.16.1 PE CURVA 125MM 45° PZ10	12,72
018497	369.045.16.1	369.045.16.1 PE CURVA 160MM 45° PZ10	34,01	
	Codice	Cod. Forn.	Descrizione	euro
	018161	361.088.16.1	361.088.16.1 PE CURVA 50MM 88° 1/2" PZ10	2,07
	018216	364.088.16.1	364.088.16.1 PE CURVA 63MM 88° 1/2" PZ10	3,40
	018263	365.088.16.1	365.088.16.1 PE CURVA 75MM 88° 1/2" PZ10	5,40
	018313	366.088.16.1	366.088.16.1 PE CURVA D 90 88° 1/2" PZ10	8,24
	018366	367.088.16.1	367.088.16.1 PE CURVA D 110 88° 1/2" PZ10	8,59
	018451	368.088.16.1	368.088.16.1 PE CURVA 125MM 88° 1/2" PZ10	12,72
	018499	369.088.16.1	369.088.16.1 PE CURVA 160MM 88° 1/2" PZ 5	34,01
	Codice	Cod. Forn.	Descrizione	euro
	018166	361.459.16.1	361.459.16.1 PE BRAGA Y 50X40X40MM 60° PZ10	6,00
	018227	364.462.16.1	364.462.16.1 PE BRAGA Y 63X50X50MM 60° PZ10	8,59
	018277	365.470.16.1	365.470.16.1 PE BRAGA Y 75X63X63MM 60° PZ10	11,01
	018398	367.480.16.1	367.480.16.1 PE BRAGA Y 110X90X90MM 60° PZ 8	16,89
	018399	367.481.16.1	367.481.16.1 PE BRAGA Y 110X110X110MM 60°	16,89
	Codice	Cod. Forn.	Descrizione	euro
	018168	361.558.16.1	361.558.16.1 PE RIDUZ.ECCENTRICA 50X 40 PZ10	1,21
	018228	364.558.16.1	364.558.16.1 PE RID.ECCENTRICA 63X 40MM PZ10	1,63
	018231	364.561.16.1	364.561.16.1 PE RIDUZ.ECCENTRICA 63X 50 PZ10	1,63
	018278	365.558.16.1	365.558.16.1 PE RID.ECCENTRICA 75X 40MM PZ10	1,90
	018281	365.561.16.1	365.561.16.1 PE RID.ECCENTRICA 75X 50 PZ10	1,90
	018284	365.571.16.1	365.571.16.1 PE RIDUZ.ECCENTRICA 75X 63 PZ10	1,90
	018331	366.561.16.1	366.561.16.1 PE RIDUZ.ECCENTRICA 90X 50 PZ10	2,47
	018333	366.571.16.1	366.571.16.1 PE RIDUZ.ECCENTRICA 90X 63 PZ10	2,47
	018335	366.576.16.1	366.576.16.1 PE RIDUZ.ECCENTRICA 90X 75 PZ10	2,47
	018401	367.558.16.1	367.558.16.1 PE RIDUZ.ECCENTRICA 110X 40 PZ10	2,98

	Codice	Cod. Forn.	Descrizione	euro
	018404	367.561.16.1	367.561.16.1 PE RIDUZ.ECCENTRICA 110X 50 PZ10	2,98
	018406	367.571.16.1	367.571.16.1 PE RIDUZ.ECCENTRICA 110X 63 PZ10	2,98
	018408	367.576.16.1	367.576.16.1 PE RIDUZ.ECCENTRICA 110X 75 PZ10	2,98
	018410	367.581.16.1	367.581.16.1 PE RIDUZ.ECCENTRICA 110X 90 PZ10	2,98
	018470	368.561.16.1	368.561.16.1 PE RIDUZ.ECCENTRICA 125X 50 PZ10	6,02
	018472	368.571.16.1	368.571.16.1 PE RIDUZ.ECCENTRICA 125X 63 PZ10	6,02
	018474	368.576.16.1	368.576.16.1 PE RIDUZ.ECCENTRICA 125X 75 PZ10	6,02
	018476	368.581.16.1	368.581.16.1 PE RIDUZ.ECCENTRICA 125X 90 PZ10	6,02
	018479	368.586.16.1	368.586.16.1 PE RIDUZ.ECCENTRICA 125X110 PZ10	6,02
	018513	369.586.16.1	369.586.16.1 PE RIDUZ.ECCENTRICA 160X110 PZ10	7,90
018515	369.588.16.1	369.588.16.1 PE RIDUZ.ECCENTRICA 160X125 PZ10	7,90	




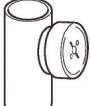



	Codice	Cod. Forn.	Descrizione	euro
	018171	361.673.00.1	361.673.00.1 PE MANIC. ERMETICO C/FOGLIO 50MM	65,77
	018288	365.673.00.1	365.673.00.1 PE MANICOTTO ERMETICO 75MM	76,17
	018414	367.673.00.1	367.673.00.1 PE MANICOTTO ERMETICO 110 PZ 5	79,58


	Codice	Cod. Forn.	Descrizione	euro
	018178	361.744.16.1	361.744.16.1 PE COLL.SAL.P/FLANGIA 50MM PZ10	10,91
	018243	364.744.16.1	364.744.16.1 PE COLLETTTO P/FLANGIA 63MM PZ10	15,33
	018293	365.744.16.1	365.744.16.1 PE COLLETTTO P/FLANG. 75MM PZ10	16,59
	018338	366.744.16.1	366.744.16.1 PE COLLET.SAL.X FLANGIA 90 PZ10	17,78
	018417	367.744.16.1	367.744.16.1 PE COLLET.SAL.X FLANGIA 110 PZ10	19,63
	018483	368.744.16.1	368.744.16.1 PE COLLET.SAL.P/FLANGIA 125MM	27,46
	018518	369.744.16.1	369.744.16.1 PE COLLET.SAL.X FLANGIA 160	39,02
	018546	370.744.16.1	370.744.16.1 PE COLLET.SAL.X FLANGIA 200MM	101,61
	018568	371.744.16.1	371.744.16.1 PE COLLET.SAL.X FLANGIA 250MM	181,19
	018591	372.744.16.1	372.744.16.1 PE COLLET.SALD.X FLANGIA 315MM	243,73


	Codice	Cod. Forn.	Descrizione	euro
	018189	361.816.00.1	361.816.00.1 PE CHIUSURA ANTINCENDIO D 50	147,75
	018252	364.816.00.1	364.816.00.1 PE CHIUSURA ANTINCENDIO D 63	160,87
	018302	365.819.00.1	365.819.00.1 PE CHIUSURA ANTINCENDIO D 75	173,98
	018347	366.817.00.1	366.817.00.1 PE CHIUSURA ANTINCENDIO D 90	183,84
	018429	367.819.00.1	367.819.16.1 PE CHIUSURA ANTINCENDIO D 110	196,95
	018489	368.819.00.1	368.819.00.1 PE CHIUSURA ANTINCENDIO D 125	236,35
	018524	369.819.00.1	369.819.00.1 PE CHIUSURA ANTINCENDIO D 160	288,91
	018549	370.817.00.1	370.817.00.1 PE CHIUSURA ANTINCENDIO D 200	351,28


	Codice	Cod. Forn.	Descrizione	euro
	018196	361.872.16.1	361.872.16.1 PE CURVA RID. 50X40MM 90° PZ10	2,07
	018258	364.873.16.1	364.873.16.1 PE CURVA RID. 63X50MM 90° PZ10	3,40


	Codice	Cod. Forn.	Descrizione	euro
	018200	362.828.26.1	362.828.26.1 PIASTRA A SOFFITTO 1" PZ25	8,59


	Codice	Cod. Forn.	Descrizione	euro
	018223	364.270.16.1	364.270.16.1 PE BRAGA 2D. 63X63MM 88° 1/2X180	16,69
	018272	365.275.16.1	365.275.16.1 PE BRAGA 2D. 75X75MM 88° 1/2X180	17,66
	018324	366.280.16.1	366.280.16.1 PE BRAGA 2D. 90X90 88° 1/2X180	21,88
	018383	367.270.16.1	367.270.16.1 PE BRAGA 2DIR.110X63 88°1/2X180	25,88
	018384	367.275.16.1	367.275.16.1 PE BRAGA 2DIR.110X75 88°1/2X180	25,88
	018385	367.280.16.1	367.280.16.1 PE BRAGA 2DIR.110X90 88°1/2X180	25,88
	018386	367.285.16.1	367.285.16.1 PE BRAGA 2DIR. D 110 88°1/2X180	25,88
018463	368.285.16.1	368.285.16.1 PE BRAGA 2DIR.125/110 88°1/2X180	34,53	
	Codice	Cod. Forn.	Descrizione	euro
	018224	364.320.16.1	364.320.16.1 PE BRAGA 2D. 63X63MM 88° 1/2X 90	16,69
	018273	365.325.16.1	365.325.16.1 PE BRAGA 2D. 75X75MM 88° 1/2X 90	17,66
	018325	366.330.16.1	366.330.16.1 PE BRAGA 2D. 90X90 88° 1/2X 90	21,88
	018387	367.320.16.1	367.320.16.1 PE BRAGA 2DIR.110X63 88°1/2X90°	25,88
	018388	367.325.16.1	367.325.16.1 PE BRAGA 2DIR.110X75 88°1/2X90°	25,88
	018389	367.330.16.1	367.330.16.1 PE BRAGA 2DIR.110X90 88°1/2X90°	25,88
	018390	367.335.16.1	367.335.16.1 PE BRAGA 2DIR. D 110 88°1/2X90°	25,88
018464	368.335.16.1	368.335.16.1 PE BRAGA 2DIR.125/110 88°1/2°X90	34,53	
	Codice	Cod. Forn.	Descrizione	euro
	018225	364.370.16.1	364.370.16.1 PE BRAGA 2D. 63X63MM 88° 1/2X135	16,69
	018274	365.375.16.1	365.375.16.1 PE BRAGA 2D. 75X75MM 88° 1/2X135	17,66
	018326	366.380.16.1	366.380.16.1 PE BRAGA 2D. 90X90 88° 1/2X135	21,88
	018391	367.370.16.1	367.370.16.1 PE BRAGA 2DIR.110X63 88°1/2X135	25,88
	018392	367.375.16.1	367.375.16.1 PE BRAGA 2DIR.110X75 88°1/2X135	25,88
	018393	367.380.16.1	367.380.16.1 PE BRAGA 2DIR.110X90 88°1/2X135	25,88
	018394	367.385.16.1	367.385.16.1 PE BRAGA 2DIR. D 110 88°1/2X135	25,88
018465	368.385.16.1	368.385.16.1 PE BRAGA 2DIR.125/110 88°1/2X135	34,53	
	Codice	Cod. Forn.	Descrizione	euro
	018226	364.451.16.1	364.451.16.1 PE TEE ISPEZIONE 63MM 90° PZ10	19,34
	018275	365.451.16.1	365.451.16.1 PE TEE ISPEZIONE D 75 90°	20,89
	018327	366.451.16.1	366.451.16.1 PE TEE ISPEZIONE D 90 90°	27,34
	018397	367.456.16.1	367.456.16.1 PE TEE ISPEZIONE 110 TONDO PZ25	27,91
	018466	368.451.16.1	368.451.16.1 PE TEE ISPEZIONE 125MM 90° PZ20	39,22
018508	369.451.16.1	369.451.16.1 PE TEE ISPEZIONE 160 90° PZ10	72,34	
	Codice	Cod. Forn.	Descrizione	euro
	018234	364.600.16.1	364.600.16.1 PE BRAGA 3D. 63X63MM 88° 1/2X135	22,08
	018285	365.600.16.1	365.600.16.1 PE BRAGA 3D. 75X75MM 88° 1/2X135	23,16
	018411	367.600.16.1	367.600.16.1 PE BRAGA 3DIR. 110MM 88°1/2°X135	34,30
	Codice	Cod. Forn.	Descrizione	euro
	018235	364.605.16.1	364.605.16.1 PE BRAGA 3D. 63X63MM 88° 1/2X 90	22,08
	018286	365.605.16.1	365.605.16.1 PE BRAGA 3D. 75X75MM 88° 1/2X 90	23,16
	018412	367.605.16.1	367.605.16.1 PE BRAGA 3DIR.110MM 88°1/2°X90	34,30
	018480	368.605.16.1	368.605.16.1 PE BRAGA 3DIR.125/110 88°1/2X90	46,48
	018516	369.605.16.1	369.605.16.1 PE BRAGA 3DIR.160/140 88°1/2°X90	70,71
	Codice	Cod. Forn.	Descrizione	euro
	018236	364.610.16.1	364.610.16.1 PE BRAGA 4D. 63X63MM 88° 1/2X 90	23,63
	018287	365.610.16.1	365.610.16.1 PE BRAGA 4D. 75X75MM 88° 1/2X 90	26,15
	018413	367.610.16.1	367.610.16.1 PE BRAGA 4DIR. 110MM 88°1/2°X90	38,55
	018481	368.610.16.1	368.610.16.1 PE BRAGA 4DIR.125/110 88°1/2X90	52,09


	Codice	Cod. Forn.	Descrizione	euro
	018259	364.989.16.1	364.989.16.1 PE TERMINALE AERAZIONE 63	19,34
	018309	365.989.16.1	365.989.16.1 PE TERMINALE AERAZIONE 75 PZ10	21,43
	018361	366.989.16.1	366.989.16.1 PE TERMINALE AERAZIONE 90 PZ10	22,77
	018447	367.989.16.1	367.989.16.1 PE TERMINALE AERAZIONE 110 PZ10	25,04
	018495	368.989.16.1	368.989.16.1 PE TERMINALE AERAZIONE 125	32,99
	018529	369.989.16.1	369.989.16.1 PE TERMINALE AERAZIONE 160	81,28


	Codice	Cod. Forn.	Descrizione	euro
	018353	366.876.16.1	366.876.16.1 PE CURVA R. CORTO D 90 90° PZ10	9,80
	018436	367.876.16.1	367.876.16.1 PE CURVA R. CORTO 110 90° PZ25	9,80
	018354	366.880.16.1	366.880.16.1 PE CURVA X VASO PAVIMENTO 90MM	20,47
	018437	367.880.16.1	367.880.16.1 PE CURVA X VASO PAVIMENTO 110MM	20,47


	Codice	Cod. Forn.	Descrizione	euro
	018355	366.883.16.1	366.883.16.1 PE CURVA P/WC PAV.ALTA 90 PZ10	20,87
	018438	367.883.16.1	367.883.16.1 PE CURVA P/WC PAV.ALTA 110 PZ10	21,01


	Codice	Cod. Forn.	Descrizione	euro
	018356	366.888.16.1	366.888.16.1 PE CURVA WC PAV.ALTA 90 2AT PZ 5	27,46
	018439	367.888.16.1	367.888.16.1 PE CURVA WC PAV.ALTA 100 2A PZ 5	28,30


	Codice	Cod. Forn.	Descrizione	euro
	018357	366.893.16.1	366.893.16.1 PE MANI.PROL.X VASO PAV. 90 PZ10	8,24
	018440	367.893.16.1	367.893.16.1 PE MANIC.PROL.P/WC PAV.D110 PZ10	7,90


	Codice	Cod. Forn.	Descrizione	euro
	018358	366.898.16.1	366.898.16.1 PE MANIC. P/VASO PAV. D 90 PZ10	7,68
	018441	367.898.16.1	367.898.16.1 PE MANIC. X VASO PAV. 110MM PZ10	7,41


	Codice	Cod. Forn.	Descrizione	euro
	018359	366.925.16.1	366.925.16.1 PE CURVA P/VASO SOSP. D 90 PZ 5	20,25
	018425	367.792.16.1	367.792.16.1 PE CURVA X VASO SOSPESO 110 PZ 5	20,47


	Codice	Cod. Forn.	Descrizione	euro
	018360	366.941.16.1	366.941.16.1 PE MANIC.X VASO SOSPESO 90 PZ10	7,68
	018426	367.794.16.1	367.794.16.1 PE MANIC.X VASO SOSPESO 110 PZ10	7,41


	Codice	Cod. Forn.	Descrizione	euro
	018364	367.046.16.1	367.046.16.1 PE CURVA LUNGA D 110 45° PZ10	13,51


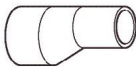





	Codice	Cod. Forn.	Descrizione	euro
	018380	367.209.16.1	367.209.16.1 PE BRAGA DOPPIA 110X 40MM 45°	25,88
	018381	367.212.16.1	367.212.16.1 PE BRAGA DOPPIA 110X 50MM 45°	25,88
	018382	367.235.16.1	367.235.16.1 PE BRAGA DOPPIA 110X110MM 45°	25,88

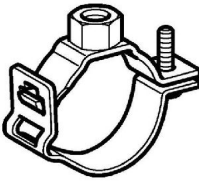
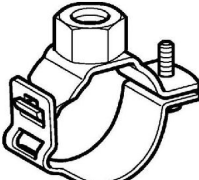
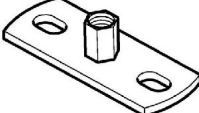
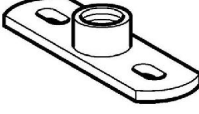



	Codice	Cod. Forn.	Descrizione	euro
	018395	367.453.16.1	367.453.16.1 PE TEE ISPEZIONE D 110 45°	37,71
	018467	368.453.16.1	368.453.16.1 PE TEE ISPEZIONE 125MM 45°	46,63
	018509	369.453.16.1	369.453.16.1 PE TEE ISPEZIONE 160 45°	79,38





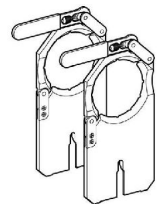

	Codice	Cod. Forn.	Descrizione	euro
	018396	367.454.16.1	367.454.16.1 PE PEZZO ISP.C/COP.OVALE 110MM	144,44
	018468	368.454.16.1	368.454.16.1 PE PEZZO ISP.C/COP.OVALE 125MM	211,90
	018510	369.454.16.1	369.454.16.1 PE PEZZO ISP.C/COP.OVALE 160	305,61
	018541	370.454.16.1	370.454.16.1 PE PEZZO ISP.C/COP.OVALE 200MM	464,48
	018565	371.454.16.1	371.454.16.1 PE PEZZO ISP.C/COP.OVALE 250MM	631,80
	018587	372.454.16.1	372.454.16.1 PE PEZZO ISP.C/COP.OVALE 315MM	797,53

	Codice	Cod. Forn.	Descrizione	euro
	018442	367.901.16.1	367.901.16.1 PE CURVA SX X VASO SOSPESO 110MM	34,67
	018443	367.902.16.1	367.902.16.1 PE CURVA DX X VASO SOSPESO 110MM	34,67

	Codice	Cod. Forn.	Descrizione	euro
	018446	367.923.16.1	367.923.16.1 CURVA PE DOPPIA 90° 110X90 PZ 5	136,07
	018444	367.903.16.1	367.903.16.1 PE CURVA DP VERT.X VASO SOSP.110	83,83

	Codice	Cod. Forn.	Descrizione	euro
	018445	367.904.16.1	367.904.16.1 PE CURVA DP ORIZ.X VASO SOSP.110	105,54
	Codice	Cod. Forn.	Descrizione	euro
	018477	368.584.16.1	368.584.16.1 PE RIDUZ.ECC.LUNGA 125X110 PZ10	11,90
	018512	369.584.16.1	369.584.16.1 PE RIDUZ.ECC.LUNGA 160X110M PZ12	63,57
	018514	369.587.16.1	369.587.16.1 PE RIDUZ.ECC.LUNGA 160X125M PZ10	63,57
	018542	370.584.16.5	370.584.16.5 PE RIDUZ.ECC.LUNGA 200X110M PZ 5	74,69
	018543	370.587.16.5	370.587.16.5 PE RIDUZ.ECC.LUNGA 200X125M PZ10	74,69
	018544	370.594.16.5	370.594.16.5 PE RIDUZ.ECC.LUNGA 200X160M PZ 5	74,69
	018566	371.596.16.1	371.596.16.1 PE RIDUZ.ECC.LUNGA 250X200M PZ 5	113,84
	018588	372.596.16.1	372.596.16.1 PE RIDUZ.ECCEN.LUNGA 315X200M	153,85
	018589	372.598.16.1	372.598.16.1 PE RIDUZ.ECCEN.LUNGA 315X250M	153,85
	Codice	Cod. Forn.	Descrizione	euro
	018531	370.030.16.1	370.030.16.1 PE CURVA 200MM 30°	65,52
	018553	371.030.16.1	371.030.16.1 PE CURVA 250MM 30°	91,04
	018573	372.030.16.1	372.030.16.1 PE CURVA 315MM 30°	109,74
	Codice	Cod. Forn.	Descrizione	euro
	018532	370.045.16.1	370.045.16.1 PE CURVA 200MM 45°	65,52
	018554	371.045.16.1	371.045.16.1 PE CURVA 250MM 45° PZ 5	91,04
	018574	372.045.16.1	372.045.16.1 PE CURVA A SEGMENTI 315 45°	109,74
	Codice	Cod. Forn.	Descrizione	euro
	018533	370.055.16.1	370.055.16.1 PE CURVA 200MM 90°	109,19
	018555	371.055.16.1	371.055.16.1 PE CURVA 250MM 90°	216,42
	018575	372.055.16.1	372.055.16.1 PE CURVA 315 90°	306,10
	Codice	Cod. Forn.	Descrizione	euro
	018547	370.751.16.1	370.751.16.1 PE COLLETTA DP ANELLO 200 PZ 5	68,83
	018569	371.751.16.1	371.751.16.1 PE COLLETTA DP ANELLO 250 PZ 4	96,30
	018592	372.751.16.1	372.751.16.1 PE COLLETTA DP ANELLO 315	135,47
	Codice	Cod. Forn.	Descrizione	euro
	018194	361.856.00.1	361.856.00.1 BRACCIALE C/STAFFA MM 50 PZ50	3,90
	018307	365.856.00.1	365.856.00.1 BRACCIALETTA C/STAFFA D. 75 PZ50	4,29
	018434	367.856.00.1	367.856.00.1 BRACCIALETTA C/STAFFA D.110 PZ50	4,44

	Codice	Cod. Forn.	Descrizione	euro
	018254	364.843.00.2	* 364.843.00.2 BRACCIALETTO M10 63 MM PZ10	4,02
	018152	360.843.00.2	360.843.00.2 BRACCIALE ZINCATO M10 40MM PZ10	3,33
	018191	361.843.00.2	361.843.00.2 BRACCIALE ZINCATO M10 50MM PZ10	3,63
	018304	365.843.00.2	365.843.00.2 BRACC. ZINC. M10 75MM PZ10	4,02
	018349	366.843.00.2	366.843.00.2 BRACC. ZINC. M10 90MM PZ10	4,37
	018431	367.843.00.2	367.843.00.2 BRACCIALETTO 110 MM X M10 PZ10	4,54
018491	368.843.00.2	368.843.00.2 BRACCIALETTO M10 125MM PZ 5	4,94	
	Codice	Cod. Forn.	Descrizione	euro
	018151	360.841.00.2	360.841.00.2 BRACCIALE ZINCATO 1/2" 40MM PZ10	5,08
	018190	361.841.00.2	361.841.00.2 BRACCIALETTO ZINC. 1/2 50MM PZ10	3,87
	018303	365.841.00.2	365.841.00.2 BRACC. ZINC. 1/2 75MM PZ10	4,37
	018348	366.841.00.2	366.841.00.2 BRACC. ZINC. 1/2 90MM PZ10	4,71
	018430	367.841.00.2	367.841.00.2 BRACCIALETTO 110 MM X 1/2 PZ10	4,86
	018490	368.841.00.2	368.841.00.2 BRACCIALETTO 1/2 125MM PZ 5	5,28
018525	369.841.00.2	369.841.00.2 BRACCIALE ZINC. 1/2 X 160 PZ 5	6,22	
	Codice	Cod. Forn.	Descrizione	euro
018202	362.848.26.1	362.848.26.1 PIASTRA A SOFFITTO M8/M10	4,91	
	Codice	Cod. Forn.	Descrizione	euro
018199	362.826.26.1	362.826.26.1 PE PIASTRA P/SOFF.C/MAN.1/2 PZ25	6,47	
	Codice	Cod. Forn.	Descrizione	euro
018550	370.846.00.1	370.846.00.1 NASTRO P/BRACC.SCOR.200-315 PZ10	2,24	
	Codice	Cod. Forn.	Descrizione	euro
	018548	370.775.16.1	370.775.16.1 PE MANIC.TERMOELETTRICO 200 PZ 5	202,78
	018570	371.775.16.1	371.775.16.1 PE MANIC.TERMOEL. 250MM PZ 4	246,72
018593	372.775.16.1	372.775.16.1 PE MANIC.TERMOEL. 315MM PZ 3	318,87	
	Codice	Cod. Forn.	Descrizione	euro
019284	958.782.00.1	958.782.00.1 MATITA GIALLA X PE PZ12	3,73	

	Codice	Cod. Forn.	Descrizione	euro
	019283	953.761.00.1	953.761.00.1 PE LUBRIFICANTE P/RACC. PE PZ10	4,74
	Codice	Cod. Forn.	Descrizione	euro
	017828	152.667.00.1	152.667.00.1 PE RACC.AVV.C/GUARN.11/4X40 PZ10	7,13
	017829	152.668.00.1	152.668.00.1 PE RACC.AVV.C/GUARN.11/4X50 PZ10	8,54
	017830	152.669.00.1	152.669.00.1 PE RACC.AVV.C/GUARN.11/2X40 PZ10	8,17
	017831	152.670.00.1	152.670.00.1 PE RACC.AVV.C/GUARN.11/2X50 PZ10	9,95
	Codice	Cod. Forn.	Descrizione	euro
	017810	152.125.16.1	152.125.16.1 PE SIFONE P/TURCA 100 MM X45	74,32
	Codice	Cod. Forn.	Descrizione	euro
	018875	391.898.00.1	GUARNIZIONE A LABBRO PP GRIGIO D. 32 PZ32	0,18
	018866	391.808.00.1	GUARNIZIONE A LABBRO PP GRIGIO D. 40 PZ32	0,15
	018867	391.818.00.1	GUARNIZIONE A LABBRO PP GRIGIO D. 50 PZ32	0,18
	018869	391.828.00.1	GUARNIZIONE A LABBRO PP GRIGIO D. 75 PZ48	0,25
	018874	391.888.00.1	GUARNIZIONE A LABBRO PP GRIGIO D. 90 PZ50	0,50
	018871	391.838.00.1	GUARNIZIONE A LABBRO PP GRIGIO D.110 PZ39	0,69
	018872	391.848.00.1	GUARNIZIONE A LABBRO PP GRIGIO D.125 PZ38	0,97
	018873	391.858.00.1	GUARNIZIONE A LABBRO PP GRIGIO D.160	1,50
	Codice	Cod. Forn.	Descrizione	euro
	018129	359.822.00.1	359.822.00.1 GANASCIA A MORSA D 135	648,54
	Codice	Cod. Forn.	Descrizione	euro
	019285	990.937.00.1	990.937.00.1 GEBOMASTIC STECCA MASTICE PZ50	4,47